

HPK/2009 / 0587

[about](#)
[contact](#)
[news](#)
[links](#)













FLOODGATE

unique protection against flood water

Phone: +44 (0)1267 23 42 05
Email: sales@floodgate.ltd.uk



[home](#)
[domestic unit](#)
[extended system](#)
[vent guard](#)
[where to buy](#)
[questions](#)
[grant schemes](#)

Products

- Domestic Unit
- Extended System
- Vent Guard

Extended System




Our unique stanchion system allows multiple Floodgates to be connected together to form a continuous flood protection barrier.

The system comprises two basic parts, the stanchion itself (blue - right) and the anchor that it bolts on to (grey - right).

The anchor is permanently set into the ground leaving its top face flush with the surface of the ground. Four grub screws protect the threaded mounting holes from dirt and damage when the system is not in use.

When the time comes to deploy the system, a single Allen key is all that is needed to remove the grub screws and bolt the stanchions into place. The relevant Floodgates are then fitted into position between the stanchions and expanded using a 17mm spanner to complete the job.

The Floodgate stanchion system is ideal for protecting larger openings such as shop fronts, factory doors, garages or even driveways.










The stanchion uprights can be deployed in a matter of minutes and are completely removable, allowing unhindered access in non flood conditions.

If you need more information or a quote for a specific installation the do not hesitate to call us on 01267 234205 or go to our [contact](#) page and fill out the enquiry form.



07 OCT 2009

about contact news links

FLOODGATE unique protection against flood water


Phone: +44 (0)1267 23 42 05
Email: sales@floodgate.ltd.uk

home domestic unit extended system vent guard where to buy questions grant schemes

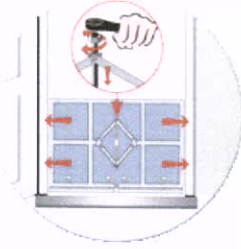
Products

- Domestic Unit
- Extended System
- Vent Guard

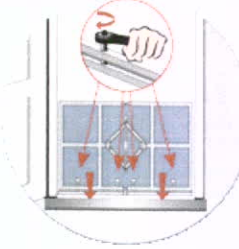
Domestic Unit



Floodgate comprises of a 25mm thick steel boxed frame which expands telescopically on the horizontal and vertical plane (see diagrams below). The steel frame is enveloped by a 7mm thick neoprene jacket which, when expanded, forms a waterproof seal between it and the aperture it is expanded into.



Step 1:
Horizontal expansion




Step 2:
Vertical expansion



Step 3:
Floodgate in place

Click the play button to watch the installation video



Due to its unique design, Floodgate does not require any permanent fittings to the property it is protecting, making it ideal for use on listed buildings. It takes approximately 2 minutes to install and can be installed during a flood event, meaning that little or no warning is required.

Other benefits include:

- Accredited with the BSI Kitemark for flood protection for building apertures.
- NO channels, frames or any other permanent changes required to the property.
- NO costly installation charges or time consuming site surveys.
- Easy to use, store and maintain.
- Provides more effective protection than over 50 sandbags.
- Minimal space required to fit as units only 25mm thick.
- In most cases, protected doors can be still be opened to allow access when installed.