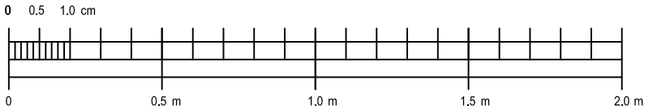

1:20

NOTES:

1. **Footings Supporting the Gritstone Railing Plinth** - Existing foundation stones to the railing plinth are to be reused and consolidated with supplementary stone all in hydraulic lime mortar.
2. **Cistern Plinth and Gritstone Slab Footings** [*Level A*] - original paired 1,219mm x 608mm x H194mm gritstone Cistern plinth carefully repaired and reinstated. The **cistern's gritstone slab footings** are to be retained and repaired onto a consolidated substructure.

5. **Ashlar - Cenotaph** [*Levels B/C/D*] - retained ashlar repaired and indented. New gritstone components specified where the ashlar is significantly decayed. The ashlar components are jointed with stainless steel dowels and restraint cramps to the structural engineer's design, and bedded with NHL.2 mortar, or a hot-mixed-lime mortar with a pozzolan. The eastern arched ashlar panel has the Cavendish raised motif of a coiled serpent and the date 1840 in Clarendon font. The western ashlar has two bronze taps.**All new ashlar to be either Birchover Buff gritstone or Peakmoor-New Pilhough.**
6. **Gritstone Cornice** [*Level E*] - New gritstone cornice drilled to receive stainless steel urn reinforcement rod and locking nuts.
7. **Gritstone Urn Pedestal** [*Level F1*] - New gritstone urn pedestal with its bedding laid perpendicular to the ss prestressing rod.
8. **Gritstone Urn** [*Level F2*] - Existing urn-vase indented and crack repaired. Code 8 lead sheet vessel lining reinstated.
9. **Urn Lid** - Burlington Stone - Black Brathay or Kirkby lid supported on Brathey or Kirkby 'Sockels' with a stainless steel lifting socket.
10. **Gritstone Railing Plinth -** with cambered top cW195 x H395mm. Western elevation central plinth is arched to drain surface water. Gritstone plinth secured with M16 dowels at circa 250mm centres into concrete footings.
11. **Riven Gritstone Pavers -** 8no W600 x L1200mm rhomboid shaped c75mm thick. 2no at drainage arch W550 x L440mm. Pavers bedded on minimum 25mm of 50%/50% soft and sharp sand 4:1 NHL.5 lime mortar mix. 2% slope from eastern apex to western drainage arch.
12. **Cast-Iron Railings** - reinstated from documentary evidence including photographs from the DCC Buxton Museum ref DCBM100383 and 1920's Buxton Museum - Well Dressing J.R. Board photographs. The design of railings and posts appear influenced by Lewis Nockalls Cottingham's 1823 Founders Director, and typically Italianate designs of Wyattville, Basevi, Papworth, Barry. For safety reasons the railing finials have been blunted and the railing gaps are less than 100mm. An inward opening locked 'secret' gate is positioned on the western elevation. The railings are to be two-pack epoxy painted in a low-sheen in Hague Blue, or Purple-Brown.

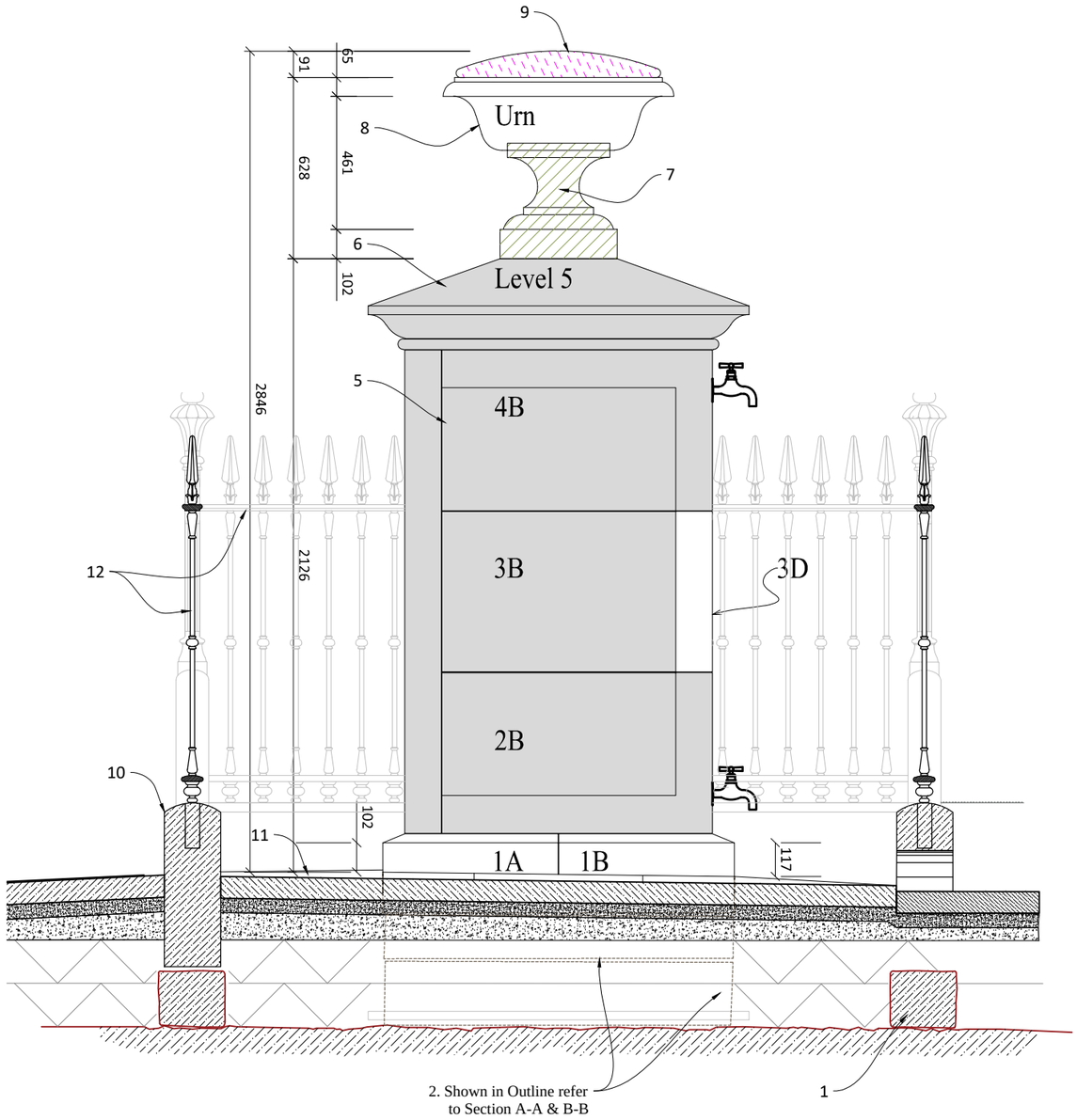

NORTH ELEVATION

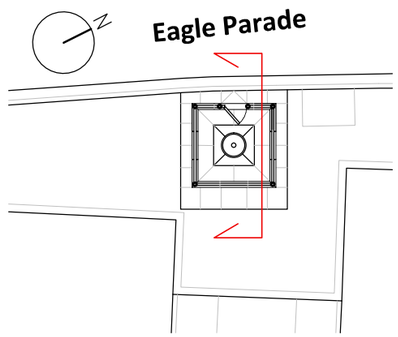

KEYPLAN

Key

Type 1	Existing SANDSTONE stones to be preserved and repaired.
Type 2	SANDSTONE stones to be completely replaced.
Type 3	Indent repair and patches with site-salvaged SANDSTONE masonry.
Type 4	Crack repair with stainless steel dowel armature and stone dust mortar.
Type 5	Vase base to be replaced entirely. To be integrated into existing via machined groove.
Type 6	Cover cap in Brathay stone. Enclosing element for vase top.

BENCH
ARCHITECTS

23 TERRACE ROAD
BUXTON
DERBYSHIRE
SK17 6DU
TEL: 01298 23991
info@bencharchitects.co.uk

ARCHITECTURE
HISTORIC BUILDING REPAIR
THE AUTHENTIC INTERIOR

PROJECT:

Eagle Parade Conduit
Eagle Parade
Buxton
Derbyshire
SK17 6EQ

CLIENT:

Buxton Civic Association

SUBJECT:

PROPOSED
NORTH ELEVATION
STONE REPLACEMENT
AND RESTORATION
DETAILS

PLANNING AND LISTED BUILDING

DRAWING NO:

24233-P-536 D

DATE:

February 2025

Revisions:
C: Scaling note amended. 01.10.2025
D: Project title changed from Eagle Parade Drinking Cistern to Eagle Parade Conduit. Notes added from BA drawing 24233 P-530. Foundation & Railings amended following 16.03.26 survey. 30.04.26

SCALE:

1:20 @ A3

This drawing and the building works depicted are the copyright of the Architect and may not be reproduced without written permission. Written dimensions should be followed.