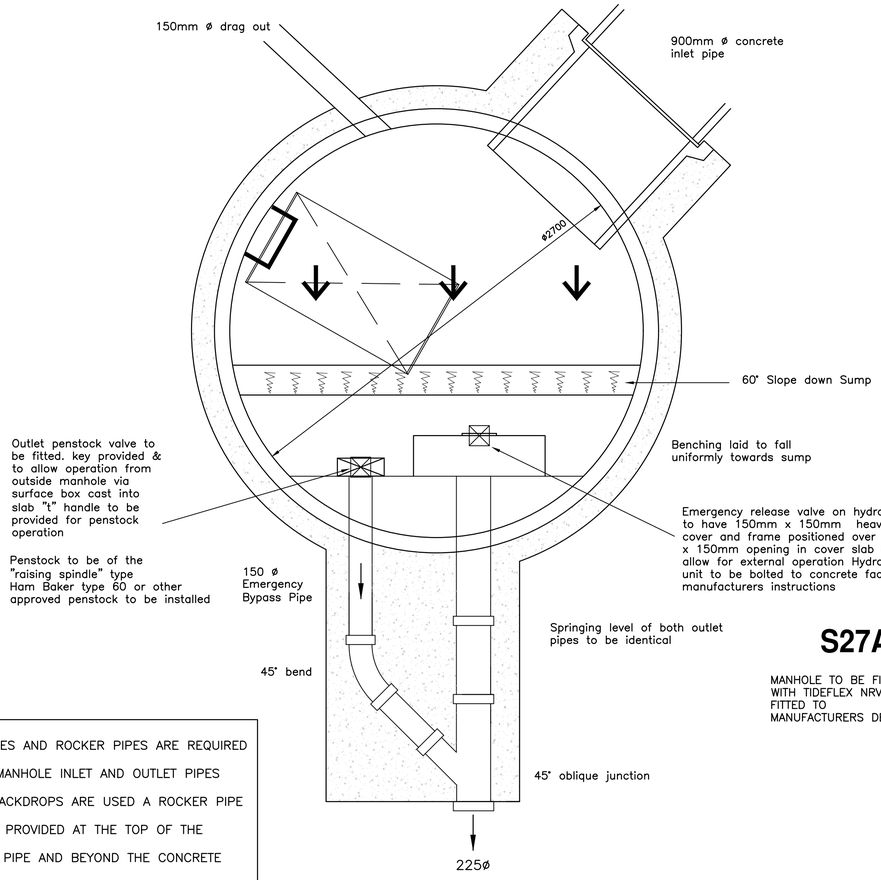

STUB PIPES AND ROCKER PIPES ARE REQUIRED ON ALL MANHOLE INLET AND OUTLET PIPES WHERE BACKDROPS ARE USED A ROCKER PIPE MUST BE PROVIDED AT THE TOP OF THE VERTICAL PIPE AND BEYOND THE CONCRETE ENCASEMENT

S27A

MANHOLE TO BE FITTED WITH TIDEFLEX NRV FITTED TO MANUFACTURERS DETAILS

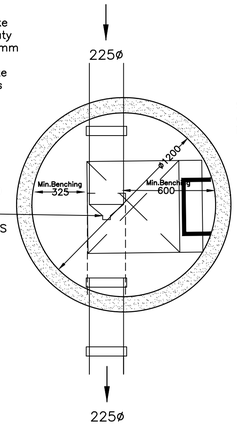

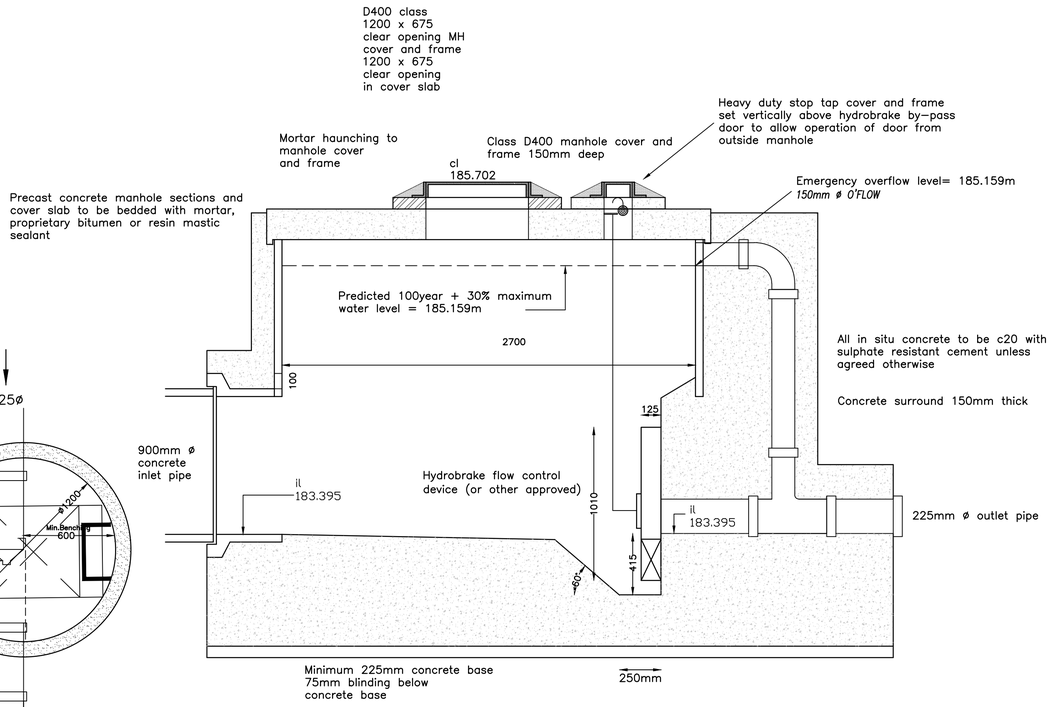

Manhole Number / Coordinates	Cover Level / Depth To Soffit	Connections	Pipe: Code	Pipe: Inverts	Pipe: Diams Inv-soff	Manhole Size	Types: Manhole	Types: Cover	Other Detail: Depth & Size (mm)	Other Detail: Means of Access	Other Detail: Safety Chains	Other Detail: Handrails	Other Detail: Invert Access Steps
S27 Hydro E= 404531.615 N= 382145.551	185.702 1.399	1 → 0	1: 1.004 0: 1.005	183.395 183.395	900 225	2700	hydrobrake	D400	150 1200 x 675 1200 x 675 COVER SLAB OPENING	Double Steps	No	No	No
S27A E= 404523.272 N= 382144.328	185.099 1.526	1 → 0	1: 1.005 0: 1.006	183.348 183.348	225 225	1200	NRV	D400	150 600 x 600 750 x 600 COVER SLAB OPENING	Double Steps	No	No	No

HYDROBRAKE DETAILS

MH. No.	S27
TYPE	MD-SHE-0119-7600-1650-7600
DESIGN HEAD (m)	1.65
MAX. FLOW (litres/sec)	7.60
ORIFICE DIA. (mm)	119
SURCHARGED OUTFALL PIPE	Y

MANHOLE CONSTRUCTION TO COMPLY FULLY WITH SFA 6TH EDITION AND UNITED UTILITIES LATEST MANHOLE CONSTRUCTION DRAWINGS AND DETAILS ISSUED ON 1ST OCTOBER 2016

NOTE ALL CONNECTIONS TO BE MADE SOFFITS LEVEL UNLESS INDICATED OTHERWISE

PLEASE NOTE THAT THIS DRAWING IS ISSUED FOR INFORMATION/TENDER PURPOSES ONLY UNTIL TECHNICAL APPROVAL HAS BEEN GRANTED. ANY WORK UNDERTAKEN PRIOR TO TECHNICAL APPROVAL BEING GRANTED IS AT THE CLIENTS RISK.

GENERAL

1. All adoptable sewers and associated works are to comply fully with "Sewers for Adoption" 6th.Edition
2. All highway works to be to adoptable standards and to to comply fully with the Local Authority specification.
3. All private drainage works are to comply fully with part H of the Building Regulations
4. All existing invert levels to be checked by the Contractor at the start of works and any discrepancies notified to REFA. All levels are based on topographical survey information provided by others.
5. All materials to bear the relevant B.S.Kitemark and comply fully with the specifications. All concrete & concrete products must use Sulphate resistant cement (unless the site investigation report proves that sulphate attack from soils and groundwater will not occur)
6. All opening notices etc. as required under highways acts etc. are to be obtained prior to commencement of works. All works are to be inspected by L.A., NHBC or Relevant Water Authority as applicable.

C.D.M. REGULATIONS 2015

In line with the above regulations we are obliged to inform the Client of their responsibilities under section CDM 15/1, and residual risks that may be encountered in the construction of these works. All design work has been carried out with Health and Safety espects given full consideration. Wherever possible risks have been eliminated from the design, however due to the very nature of this type of work it is not possible to remove all the risks from the design.
We would also respectfully remind the Client of his obligations to take all reasonable steps in ensuring that only competent Contractors who have a valid safety policy are employed.
They should also provide satisfactory responses at tender stage as to the manner in which they will deal with the elements of risk involved in this type of work and in particular those highlighted by REFA below:-

1. Support / treatment for ALL excavation work.
2. Guarding to edges of excavations to prevent people,materials and vehicles falling into excavation.
3. Guarding of excavations outside working hours to prevent unauthorised access.
4. Undermining to adjacent roads or structures.
5. Confined space operations.
6. Dealing with existing services.
7. Traffic management on existing highways.
8. Procedure to be followed in event of accident or emergency.
9. Method of working where contaminated ground is present on site.
10. Confirmation will be required that all operatives are adequately trained, copies of relevant training certificates to be supplied.

The above list is by no means exhaustive but it does highlight operations that present a risk to contractors and the general public.
For clarification on any item please contact REFA.

rev	Revision details	Rev.By	Date
B	REVISED TO LATEST ARCHITECTS LAYOUT	JAR	13.08.19
A	REVISED TO S104 COMMENTS	JAR	24.05.19

smas worksafe consultant as recognised by SSIP SAFETY SCHEMES IN PROCUREMENT www.smasltd.com

Drawing Stage		Drawing Status			
	Draft		Comments	●	Tender
●	Issued		Information		Construction
		●	Approval		As Built

Client
WAINHOMES LIMITED

Job title
FORGE ROAD CHINLEY PHASE 2

Drawing title
HYDROBRAKE MANHOLE - S17

REFA
45 Bridgeman Terrace
Wigan, Lancs
WN1 1TT
Tel: -(01942) 826020
Fax: -(01942) 230816
CONSULTING ENGINEERS
CIVIL• STRUCTURAL
GEOTECHNICAL•ENVIRONMENTAL

Date	Scale	Drawn
20.02.19	1/20	JAR

DRAWING No 17103/29/2 Rev B

© This drawing is the property of REFA and should not be copied, used or its contents divulged without prior written consent.

A1 SHEET