DO NOT SCALE

LEGEND

HPK/ 2006 / 0462

HIGH PEAK BOROUGH COUNCIL
GLOSSOP SITE
RECEIVED
08 JUN 2006
FILE REF.
REPLY REQUIRED

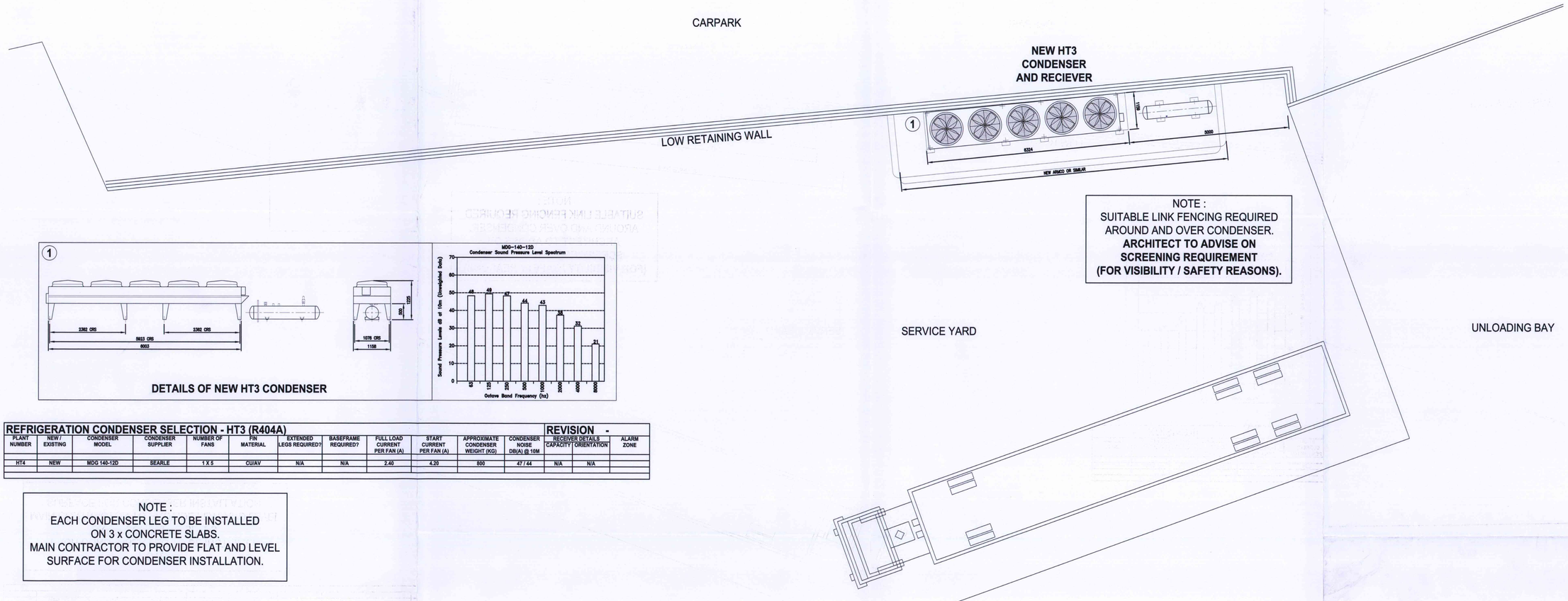

NOTE :
SUITABLE LINK FENCING REQUIRED
AROUND AND OVER CONDENSER.
ARCHITECT TO ADVISE ON
SCREENING REQUIREMENT
(FOR VISIBILITY / SAFETY REASONS).

DETAILS OF NEW HT3 CONDENSER

REFRIGERATION CONDENSER SELECTION - HT3 (R404A)													REVISION -
PLANT NUMBER	NEW / EXISTING	CONDENSER MODEL	CONDENSER SUPPLIER	NUMBER OF FANS	FIN MATERIAL	EXTENDED LEGS REQUIRED?	BASEFRAME REQUIRED?	FULL LOAD CURRENT PER FAN (A)	START CURRENT PER FAN (A)	APPROXIMATE CONDENSER WEIGHT (KG)	CONDENSER NOISE DB(A) @ 10M	RECEIVER DETAILS CAPACITY	RECEIVER DETAILS ORIENTATION	ALARM ZONE
HT4	NEW	MDG 140-12D	SEARLE	1 X 5	CU/AV	N/A	N/A	2.40	4.20	800	47 / 44	N/A	N/A	

NOTE :
EACH CONDENSER LEG TO BE INSTALLED
ON 3 x CONCRETE SLABS.
MAIN CONTRACTOR TO PROVIDE FLAT AND LEVEL
SURFACE FOR CONDENSER INSTALLATION.



PHOTO ON ARROW A

PHOTO ON ARROW B

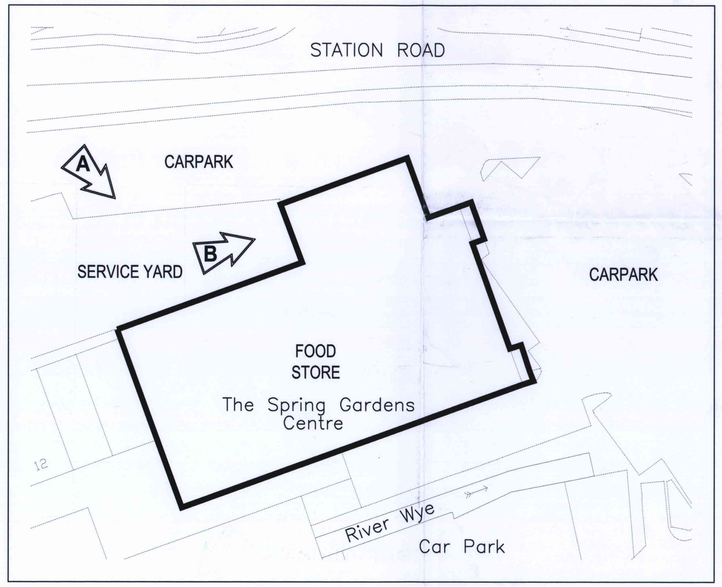

REV.	DESCRIPTION	DRAWN	DATE
B	PLANNING DRAWING RE ISSUED TO SHOW RELOCATED HT3 CONDENSER IN SERVICE YARD. REF : C017	JDL/CM	06.06.06
A	CONDENSER RELOCATED FOR STRUCTURAL PURPOSES FOLLOWING DTM (04.04.06) REF : C005	JDL/CM	05.04.06
-	DRAWING REFLECT BAMBER & REDDAN ROOF LAYOUT 0611- YA-(P) RF01. REF : C001	JDL/PB	24.03.06

oaksmere

Tomo House, Creeting Road, Stowmarket, Suffolk IP14 5AY
t: 01449 672732 f: 01449 672736 e: cad@oaksmere.com w: oaksmere.com

PLANNING

TITLE
WAITROSE
BUXTON
ROOF/PLANT PLANNING
LAYOUT

TURIN III | SCALE 1:50

This drawing is the property of Oaksmere Refrigeration Design & Consultancy Ltd, and must not be copied or disclosed to a third party without the written consent of Oaksmere Refrigeration Design & Consultancy Ltd.

DRN. JDL | CHK. | ENG.

CONTRACT No. 42275 | DATE 24/03/06

DRAWING No. A0/42275001 | REV. B