


Do not scale this drawing (printed or electronic version)

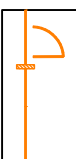
This drawing is copyright and is for use on this site only. This drawing should be read in conjunction with all relevant consultants drawings and specialist subcontractors / supply chain drawings and specifications.

KEY

Planning Application Boundary



Fencing and Furniture



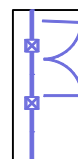
1800 mm high timber closeboard fence
Pedestrian gates to match



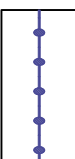
1800 mm high timber double vehicle gate
To match closeboard fencing



2100 mm high timber acoustic fence



1200 mm high timber post and rail fence



1200 mm high metal railing

Colour: black



Bin store
Timber cladding

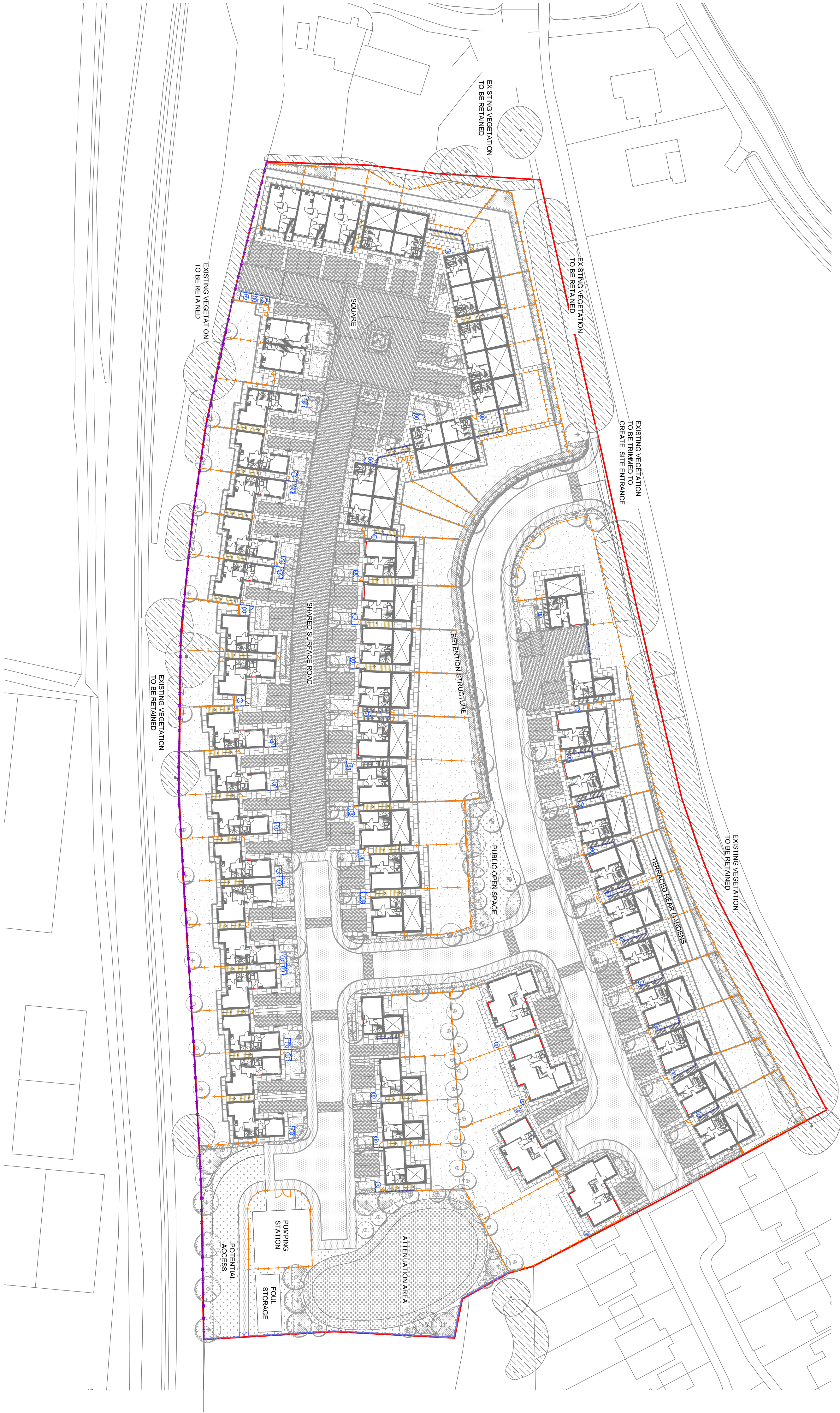

Do not scan the drawing (printed or electronic version). The drawing's copyright and its use on this site only. The drawing should be used in conjunction with all relevant construction drawings and specifications. **Do not** use the drawing for any other purpose.

All works to be carried out in accordance with the latest British Standards / Codes of Practice unless specifically stated otherwise in the drawing.

Responsibility for the specification and the drawing is a paper form, or issued in electronic format, when compared to the original paper or electronic format, shall be the original paper or electronic format.

Contractor represented or engaged in the drawing has been so designated and any amendments only. Please refer to the specifications and / or details for actual sizes and / or specific construction information.

Notes:-



Fencing and Furniture Plan

<div> <div>Status:</div> <div>PLANNING</div> </div>			
Project:	11298	Drawn:	MS
Scale @ A1:	1:500	Date:	24/03/17
Drawing No:		Revision:	
11298_L03			P01

URBAN

Client: Jaclin House, 24 Hood Street, Manchester M4 6WY
T: 0161 312 3131 W: urban-green-space.co.uk

Lane End Construction Ltd

Project: Dinting Road, Glossop

Title:

Status: **PLANNING**

Project:	41298	Drawn:	MS	Checked:	CS
----------	-------	--------	----	----------	----

Scale:	Date:	Approved:
--------	-------	-----------

1:500	24/03/17	M
A1:		

Drawing No: 41000 1 00

11236 L03