
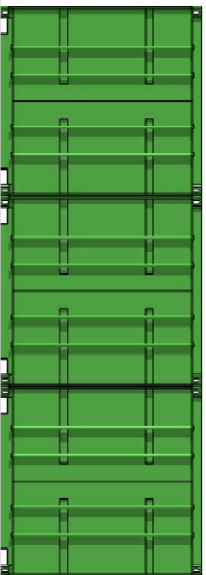

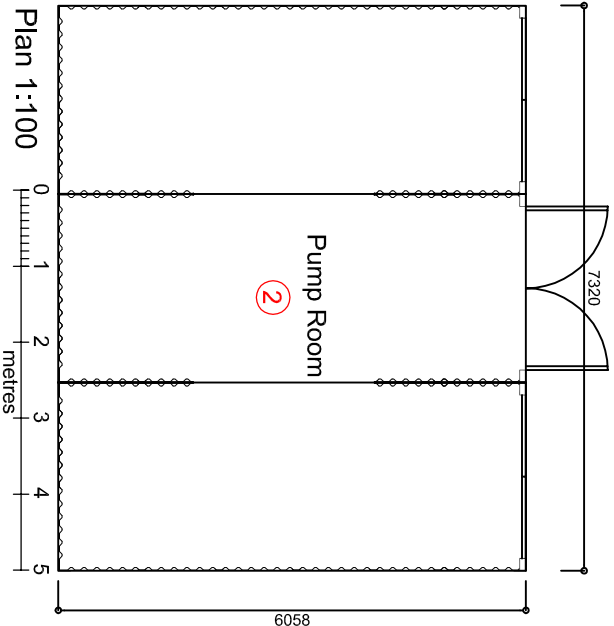


Southern Gable 1:500

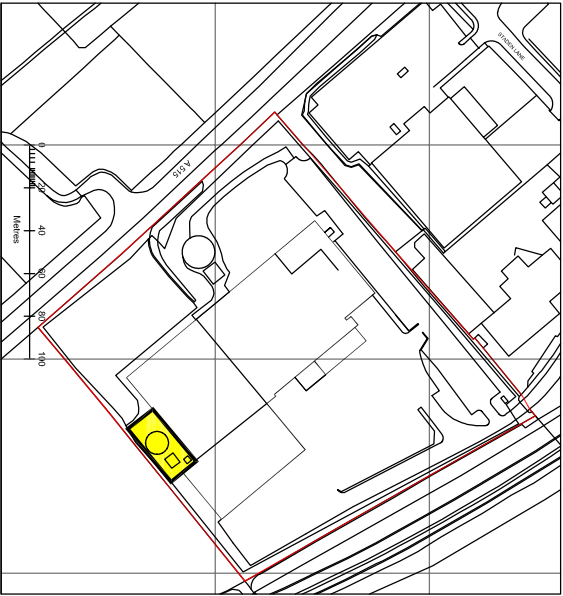


Typical Pumproom elevations 1:100



SCOPE OF WORKS

- ① new sprinkler tanks to replace existing inc new pump house  
2no 10m dia x 8.5m h on new structural base to SE design
- ② 3no shipping containers welded together to form new  
pumping station  
- new concrete base  
- containers painted green to match existing cladding



SELDEN RESEARCH - New Pumproom and Sprinkler Tank installation

Planning

○ REV ○ DATE ○ DESCRIPTION



0114 2350193  
07721 308023  
www.phaarchitects.co.uk  
45 Marsh House Road  
Salford  
M6 6PU

PHAarchitects

○ job	SELDEN Research Ltd	○ job no	SELDEN	○ drawing no
○ title	New Pumproom and sprinkler tanks	○ date	11.16	PR01
○ scale	1:100@A4	○ revision	A B C D	