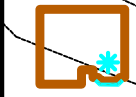




Materials Key

BRICKS - HANSON

FORTICRETE, ANSTONE BUFF
PITCHED WALLING STONE
140mm COURSED




FEATURE RENDER TO BAY
WINDOWS - RENDER WEBER
MONOCOUC SILVER PEARL
674 - ROUGH CAST FINISH

ROOF TILES



RUSSELL GRAMPIAN
SLATE GREY

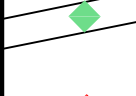
FRONT DOOR AND GARAGE COLOURS



TRAFFIC WHITE



ANTHRACITE GREY



BRAEMAR GREEN



WINE RED

ALL SIDE ACCESS AND REAR DOORS TO BE WHITE UPVC

HARDSTANDING AND BLOCK PAVEMENTS



CHARCOAL



**BLACK TARMACADAM TO
ROADS, FOOTPATHS AND
PARKING AREAS**

[illegible]

XXX	XXX	XXX	XX/XX/XXXX
Revisions:	Description:	Initials:	Date:



Client:
LOVELL PARTNERSHIP EASTERN LTD

Project:
MANCHESTER ROAD,
CHAPEL EN LE FRITH

Title:
FACING MATERIALS PLAN

Date: JULY 2015	Scale: 1:500 @ A2
Drawn by: DJP	Checked by: ~

Job No.	Drwg No.	Rev.
A 654	002	~

Scale Check :

The diagram shows four horizontal scales, each with a vertical line on the left and a horizontal line on the right. The scales are labeled as follows:

- Top scale: 1:20 - 0, 200mm, 400mm, 600mm, 800mm, 1000
- Second scale: 1:100 - 0, 1m, 2m, 3m, 4m, 5m
- Third scale: 1:50 - 0, 1m, 2m
- Bottom scale: 1:5 - 0, 100mm, 200mm