

CLASS S BEDDING  
N.T.S

CLASS Z BEDDING  
N.T.S

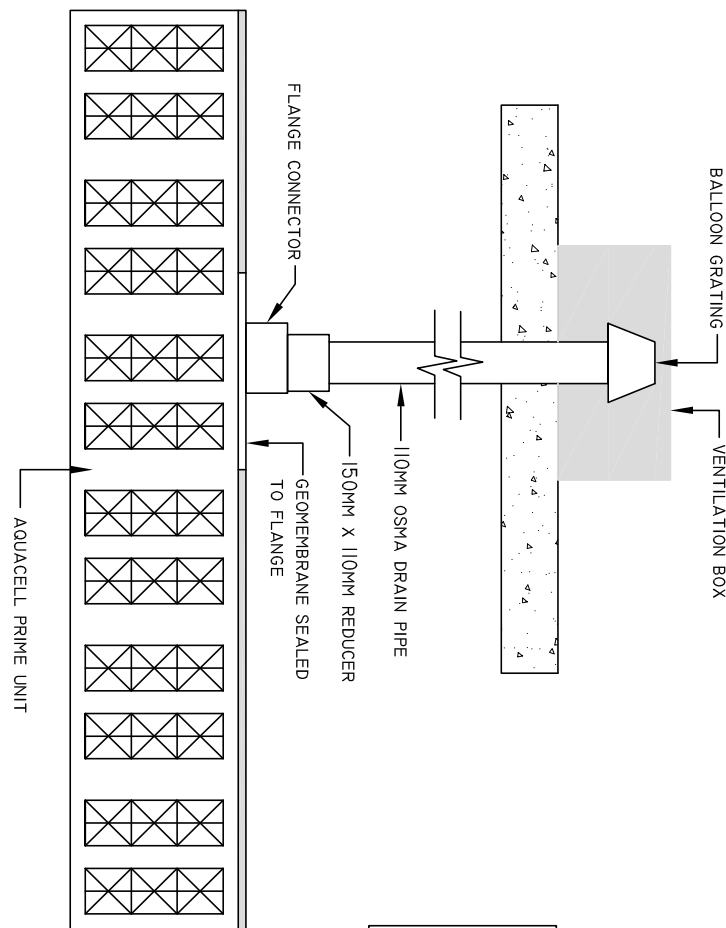
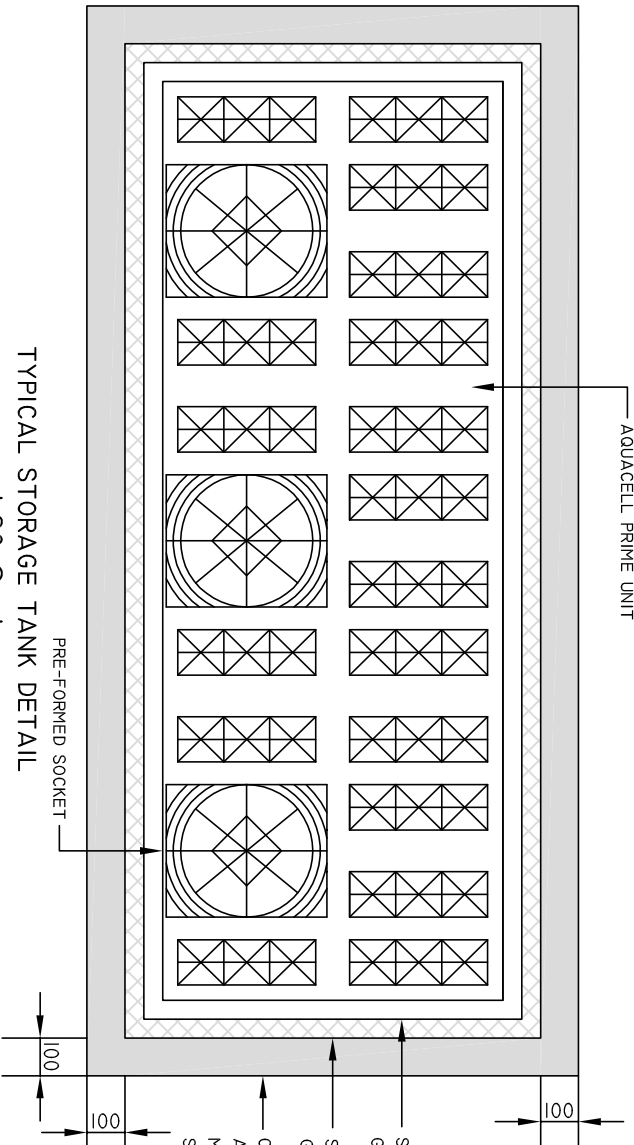
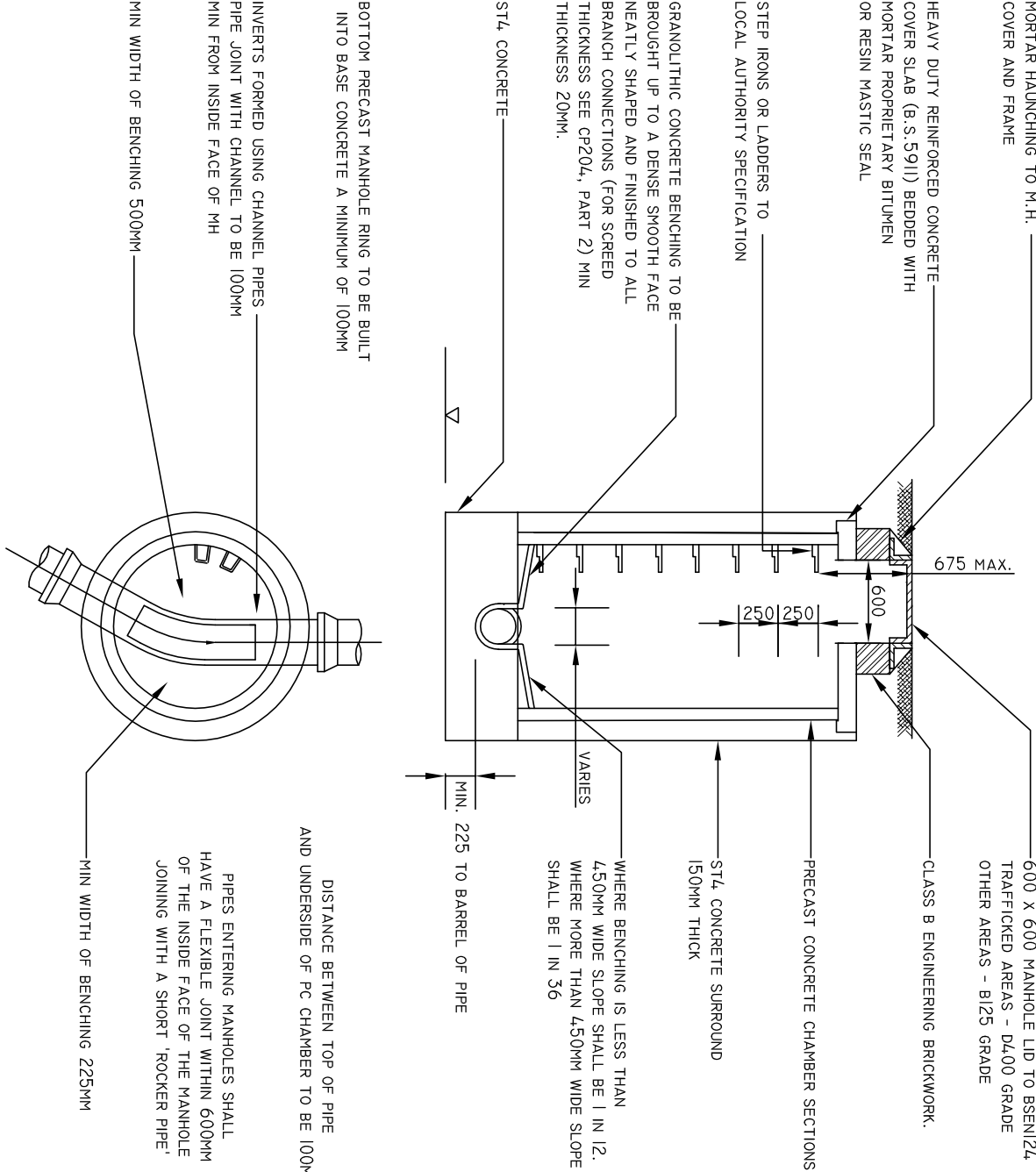
INTERNAL RWP TO DRAIN  
N.T.S

ROCKER PIPE DETAIL  
N.T.S

ALL AREAS NOT REQUIRING CLASS Z BEDDING

UNDER EXTERNAL AREAS WHERE PIPE CROWN IS LESS THAN 750MM BELOW SURFACE OF AREAS ACCESSIBLE TO TRAFFIC OR LESS THAN 400MM BELOW SURFACE IN ANY OTHER AREA. (N.B. FORM VERTICAL CONSTRUCTION JOINTS AT FACE OF ALL FLEXIBLE PIPE JOINTS IN 8MM COMPRESSIBLE BOARD)

TO BE USED WHERE PIPES CROSS THROUGH WALLS OR OTHER SOLID OBJECTS, OR PASS INTO CONCRETE MANHOLES, OR CHANGE FROM CLASS S TO CLASS Z BEDDING



TENDER

**BMC**  
BELL MUNRO  
CONSULTING LTD

CONSULTING CIVIL & STRUCTURAL ENGINEERS  
13 ROXBOROUGH  
STREET  
GLASGOW  
G2 7 5JG  
TEL: 0141 2098333  
FAX: 0141 2098333  
EMAIL: CIVIL@BELLMUNRO.CO.UK  
WWW.BELLMUNRO.CO.UK

HB VILLAGES

DALE ROAD, BUXTON

DRAINAGE DETAILS 01

DATE: 14/03/21  
DRAWN BY: AM  
CHECKED BY: CM  
SCALE: AS NOTED  
DATE: 07.15  
REVISION: 14/03/21 EX02

- NOTES:
1. THIS DRAWING IS COPYRIGHT AND THE PROPERTY OF BELL MUNRO CONSULTING LTD. THE DRAWING MUST NOT BE REPRODUCED IN PART OR IN WHOLE WITHOUT PRIOR WRITTEN AUTHORITY.
  2. THIS DRAWING MUST NOT BE SCALED BY EITHER CONTRACTORS OR OTHER CONSULTANTS ANY DIMENSIONAL OR SETTING - OUT DISCREPANCIES ARE TO BE REPORTED TO BELL MUNRO CONSULTING PRIOR TO CONSTRUCTION / FABRICATION COMMENCING.
  3. THIS DRAWING MUST BE READ IN CONJUNCTION WITH THE RELEVANT BMC SPECIFICATIONS TOGETHER WITH THE APPROPRIATE ARCHITECTS AND SERVICES CONSULTANTS DRAWINGS AND SPECIFICATIONS.
  4. FOR DRAINAGE GENERAL ARRANGEMENT SEE DRAWING J40321 EX01