RENDER, BRICK / ARTSTONE DETAIL

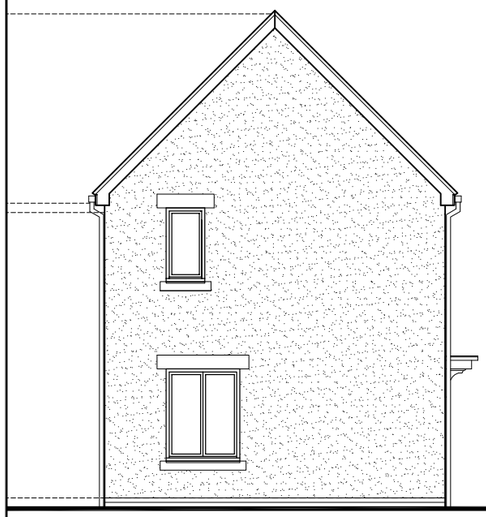

FRONT ELEVATION

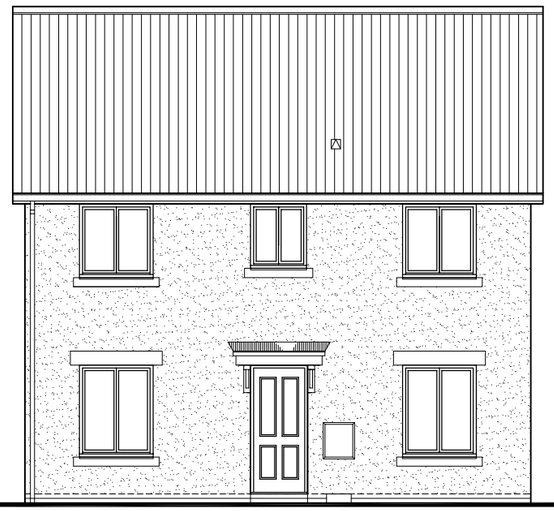

SIDE / FRONT ELEVATION

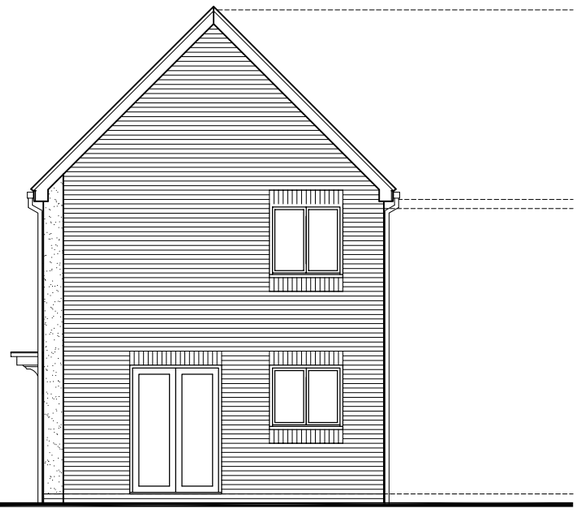

REAR ELEVATION

Schedule of Room Sizes - Ground Floor

Room	Metric (mm)	Imperial
Lounge	4900 x 3925	16'1" x12'11" Max
Kitchen / Dining	4900 x 3525	16'1" x 11'7" Max

Schedule of Room Sizes - First Floor

Room	Metric (mm)	Imperial
Master Bedroom	3408 x 2953	11'3" x 9'9"
En-suite Bed 1	1953 x 1198	6'5" x 3'11"
Bedroom 2	2753 x 2453	9'1" x 8'1"
Bedroom 3	2453 x 2055	8'1" x 6'9"
Bathroom	1685 x 1999	5'7" x 6'7" Max

Finished dimensions based
25mm plaster zone to blockwork
and 15mm to studwork.

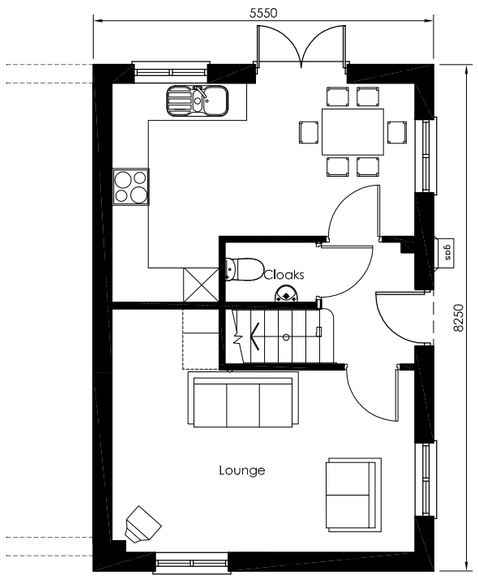

GROUND FLOOR PLAN

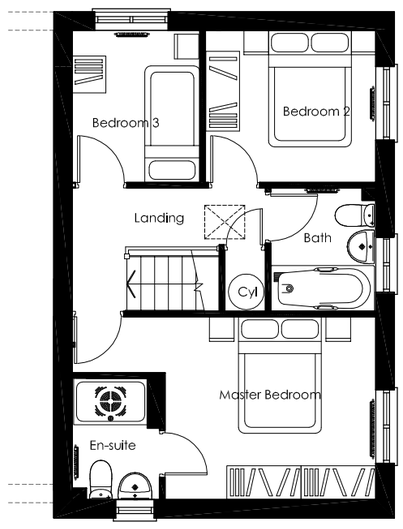

FIRST FLOOR PLAN

CHINLEY - PLOTS 24 & 56

Rev	Date	Comment

WAINHOMES

WAINHOMES GROUP LTD.
This drawing and building work depicted are the copyright of Wainhomes Group Ltd. and may not be reproduced or amended except by written permission. No liability will be accepted for amendments made by other persons.

Only written dimensions to be worked from. All dimensions to be checked on site and any discepancies to be reported to the design team prior to commencement.

'CLAYDON' 815sqft/75.71sqm PLANNING - RENDER / BRICK

Scale - 1:100 @A3 | 10/12/12

Dwg No - 3.118/P/RB/L10/300 | Rev A