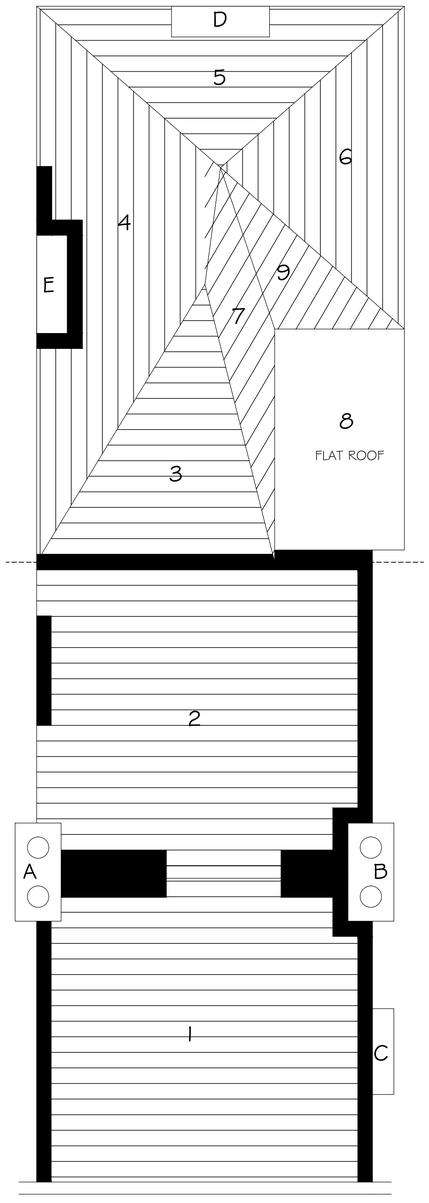

EXISTING ROOF PLAN

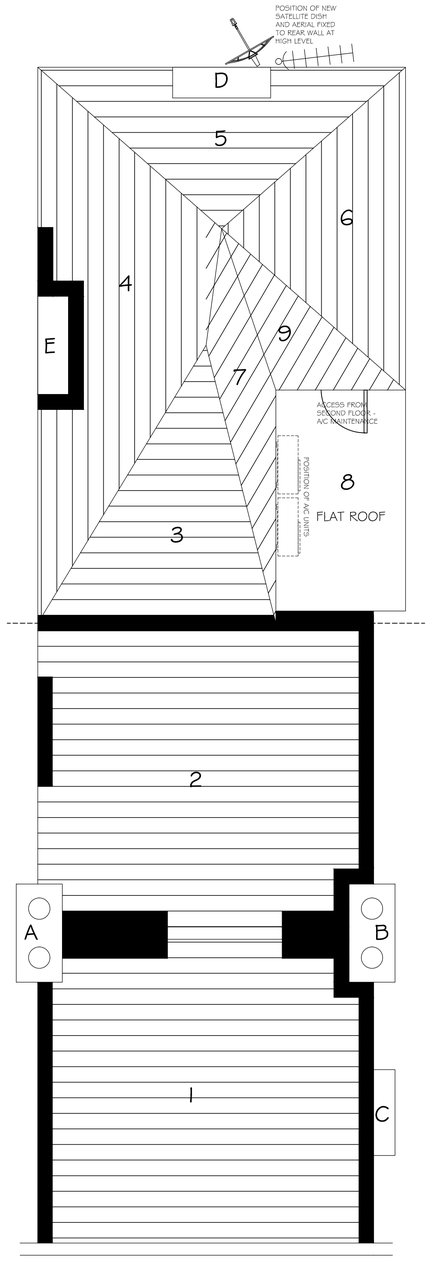

PROPOSED ROOF PLAN

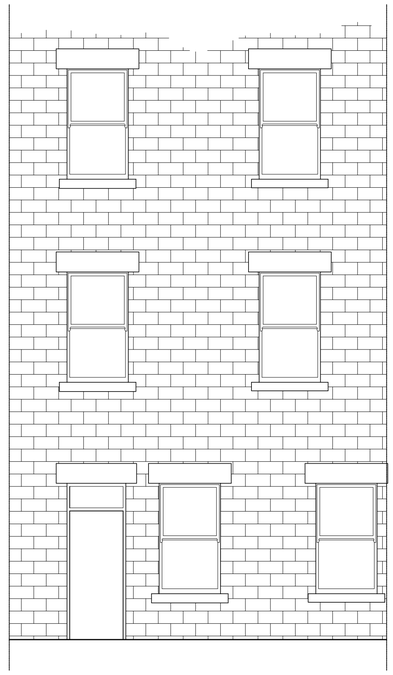

EXISTING REAR ELEVATION

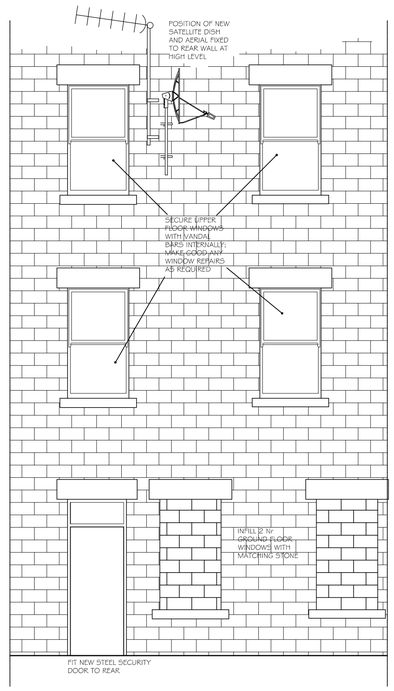

PROPOSED REAR ELEVATION

PLA-RP100BA3 INDOOR UNIT

CAPACITY (KW):
HEATING (NOMINAL) (LOW - HIGH) 11.20 (4.50 - 14.00)
COOLING (NOMINAL) (LOW - HIGH) 10.00 (4.50 - 11.40)
HEATING (UK) (LOW - HIGH) 9.50 (3.85 - 11.90)
COOLING (UK) (LOW - HIGH) 9.20 (4.50 - 10.50)
SHF R410A (NOMINAL) 0.74
COP / EER (NOMINAL) 4.61 / 4.18
ENERGY LABEL HEATING / COOLING A / A
WIDTH (GRILLE) - MM 840 (950)
DEPTH (GRILLE) - MM 840 (950)
HEIGHT (GRILLE) - MM 295 (35)
WEIGHT (GRILLE) - KG 26 (6)
AIRFLOW (M3/MIN) - LO-MI-MI2-HI 20-23-26-30
NOISE (DBA) - LO-MI-MI2-HI 32-34-37-40
PIPE SIZE GAS MM (IN) 15.88 (5/8)
PIPE SIZE LIQUID MM (IN) 9.52 (3/8)
ELECTRICAL SUPPLY FED BY OUTDOOR UNIT
PHASE SINGLE
FUSE RATING (BS88) - HRC (A) 6
INTERCONNECTING CABLE NO. CORES 4
GRILLE REF PLP-6BA GRILLE

PUH2-RP100VKA OUTDOOR UNIT

WIDTH - MM 1050
DEPTH - MM 330+30
HEIGHT - MM 1338
WEIGHT - KG 116
NOISE (DBA) (HEATING /COOLING) - LO-HI 51 /46-49
ELECTRICAL SUPPLY 220-240V, 50HZ
PHASE SINGLE
FUSE RATING (BS88) - HRC (A) 32
SYSTEMPOWER INPUT (KW) - HEATING (NOMINAL) 2.43
SYSTEMPOWER INPUT (KW) - COOLING (NOMINAL) 2.39
SYSTEMPOWER INPUT (KW) - HEATING (UK) 2.16
SYSTEMPOWER INPUT (KW) - COOLING (UK) 2.03
STARTING CURRENT (A) 5
SYSTEMRUNNING CURRENT (A) - HEATING / COOLING 11.26 / 11.04
MAINS CABLE NO. CORES 3
MAX PIPE LENGTH (M) 75
MAX HEIGHT DIFFERENCE (M) 30
CHARGE (KG) - 30M 5

SUZ-KA25VAQ INDOOR UNIT

CAPACITY (KW):
HEATING (NOMINAL) (LOW - HIGH) 3.20 (0.90 - 4.50)
COOLING (NOMINAL) (LOW - HIGH) 2.50 (0.90 - 3.20)
HEATING (UK) (LOW - HIGH) 2.65 (0.75 - 3.75)
COOLING (UK) (LOW - HIGH) 2.50 (0.90 - 3.15)
SHF R410A (NOMINAL) 0.86
COP / EER (NOMINAL) 3.76 / 3.68
ENERGY LABEL HEATING / COOLING A / A
WIDTH (GRILLE) - MM 570 (650)
DEPTH (GRILLE) - MM 570 (650)
HEIGHT (GRILLE) - MM 235 (255)
WEIGHT (GRILLE) - KG 17 (3)
AIRFLOW (M3/MIN) - LO-MI-HI 6.9-10
NOISE (DBA) - LO-MI-HI 26.3-37
PIPE SIZE GAS MM (IN) 9.52 (3/8)
PIPE SIZE LIQUID MM (IN) 6.35 (1/4)
ELECTRICAL SUPPLY FED BY OUTDOOR UNIT
PHASE SINGLE
FUSE RATING (BS88) - HRC (A) 6
INTERCONNECTING CABLE NO. CORES 4

SUZ-KA25VA2 OUTDOOR UNIT

WIDTH - MM 800
DEPTH - MM 285
HEIGHT - MM 550
WEIGHT - KG 33
NOISE (DBA) (HEATING /COOLING) 46 /46
ELECTRICAL SUPPLY 220-240V, 50HZ
PHASE SINGLE
FUSE RATING (BS88) - HRC (A) 10
SYSTEMPOWER INPUT (KW) - HEATING (NOMINAL) 0.85
SYSTEMPOWER INPUT (KW) - COOLING (NOMINAL) 0.68
SYSTEMPOWER INPUT (KW) - HEATING (UK) 0.77
SYSTEMPOWER INPUT (KW) - COOLING (UK) 0.54
STARTING CURRENT (A) 3.65
SYSTEMRUNNING CURRENT (A) - HEATING / COOLING 4.05 / 3.45
MAINS CABLE NO. CORES 3
MAX PIPE LENGTH (M) 20
MAX HEIGHT DIFFERENCE (M) 12
CHARGE (KG) - 7M 0.8

Revisions

DESCRIPTION	DATE	TECH

PROPOSED		
GROSS UNIT AREA	1056	sqft
GROSS CUSTOMER AREA	414	sqft
NET CUSTOMER AREA	338	sqft
NEWSPAPER DISPLAY AREA	36	L.ft

DO NOT SCALE OFF THIS DRAWING

William HILL ORGANIZATION PLC.

Site. 7 HIGH STREET WEST
GLOSSOP
NEW LICENCE

Description. EXISTING & PROPOSED ROOF PLANS AND REAR ELEVATIONS

Date. 13.08.2013 | Scale. 1:50@A1

Drawn. D.Rimmington | PM. M.Bennet

Drawing Number. FINAL-N-NL-0453-502