
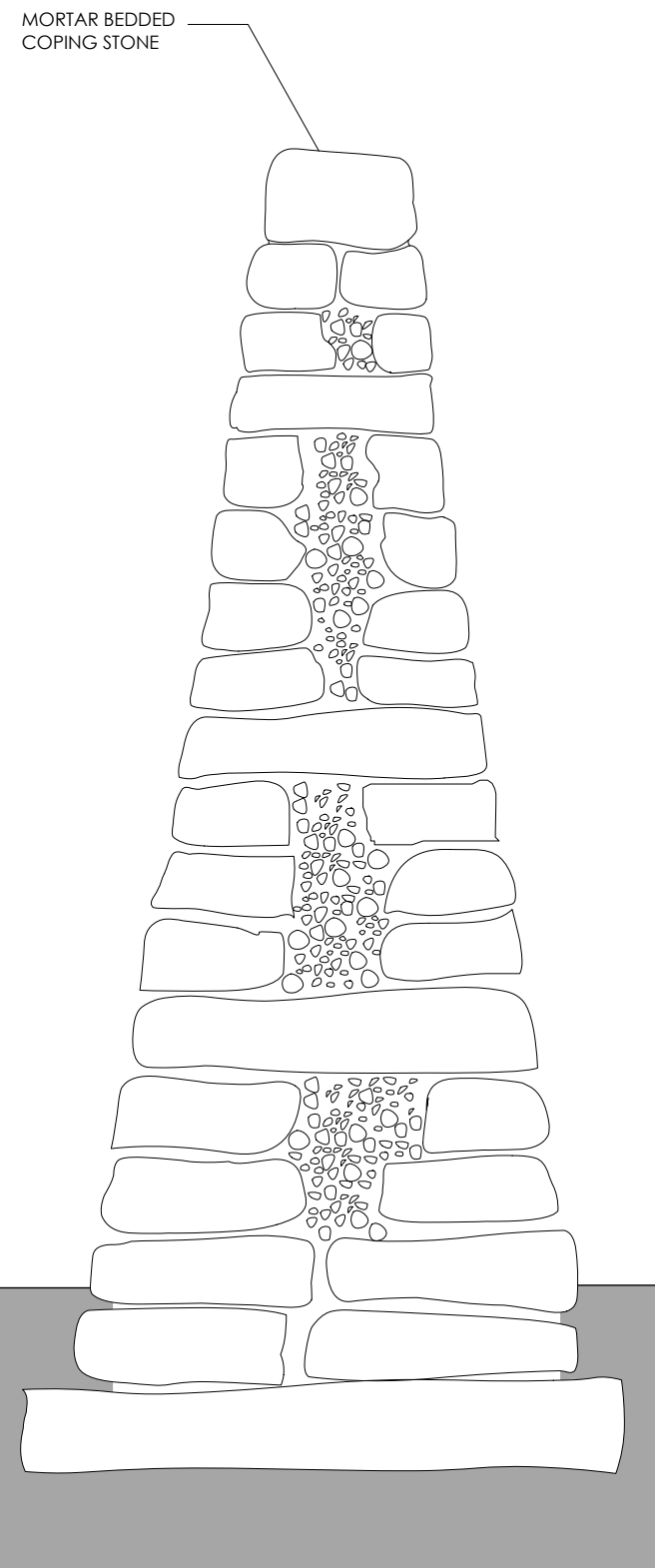



SECTION
DRY STONE WALL - 600MM HIGH



ELEVATION



SECTION
DRY STONE WALL - 1500MM HIGH



ELEVATION

MORTAR BEDDED
COPING STONE

MORTAR BEDDED
COPING STONE

**DRY STONE WALL
Detail**

CARR ROAD, BUXTON

SCALE 1:10@A3
1336 L/1400 JULY 13



31, Blackfriars Road, Salford, Manchester M3 7AQ
t 44(0)161 832 3242
f 44(0)161 832 3623
e info@omichitects.com
w www.omichitects.com