

EXISTING SECTION 1-1

Scale 0 0.5 1 2 3 4 5 6 7 8 9 10 metres

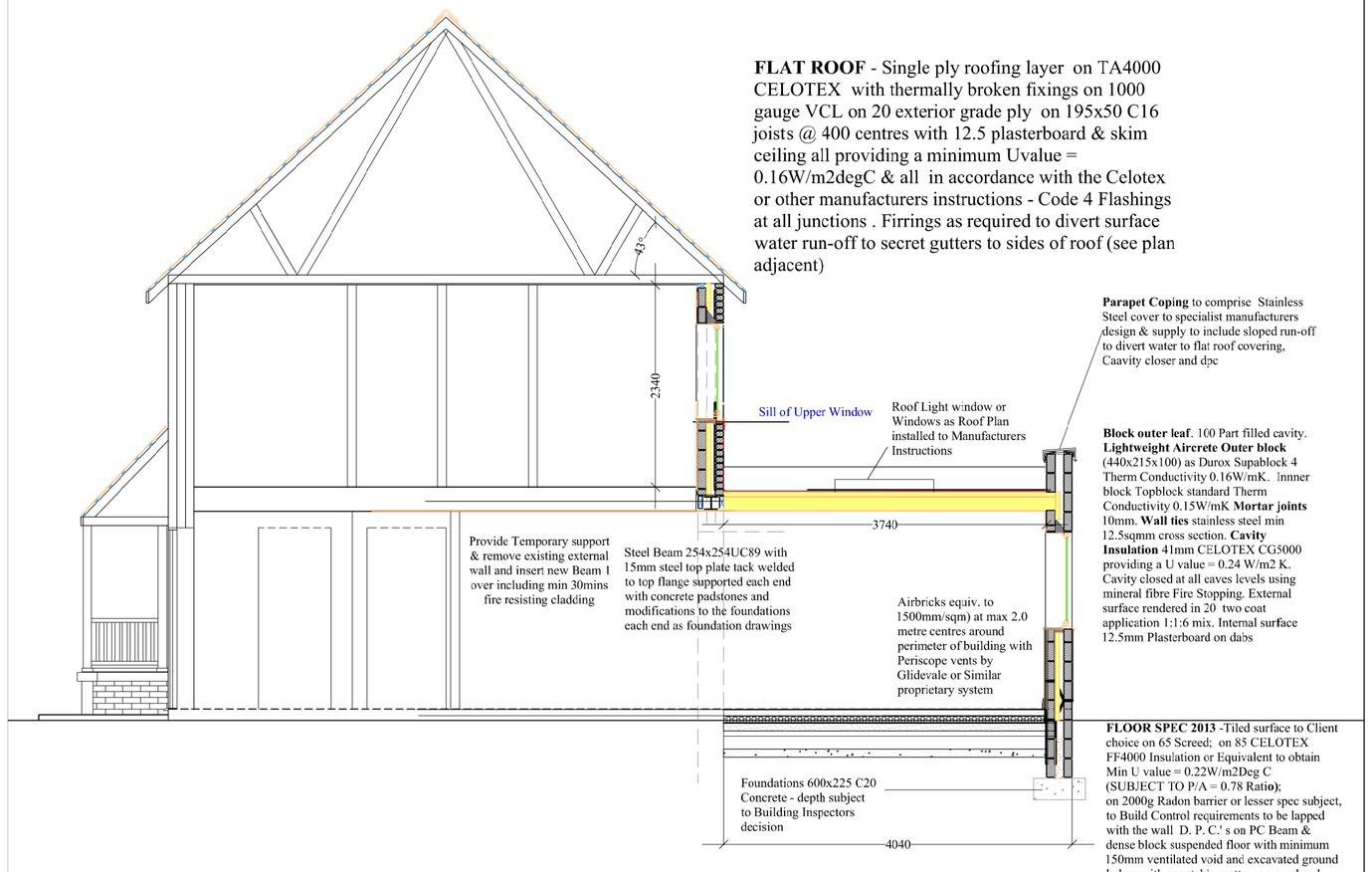

FLAT ROOF - Single ply roofing layer on TA4000 CELOTEX with thermally broken fixings on 1000 gauge VCL on 20 exterior grade ply on 195x50 C16 joists @ 400 centres with 12.5 plasterboard & skim ceiling all providing a minimum Uvalue = 0.16W/m2degC & all in accordance with the Celotex or other manufacturers instructions - Code 4 Flashings at all junctions . Firrings as required to divert surface water run-off to secret gutters to sides of roof (see plan adjacent)

Parapet Coping to comprise Stainless Steel cover to specialist manufacturers design & supply to include sloped run-off to divert water to flat roof covering, Caavity closer and dpc

Block outer leaf. 100 Part filled cavity. **Lightweight Aircrete Outer block** (440x215x100) as Durox Supablock 4 Therm Conductivity 0.16W/mK. Inner block Topblock standard Therm Conductivity 0.15W/mK **Mortar joints** 10mm. **Wall ties** stainless steel min 12.5sqmm cross section. **Cavity Insulation** 41mm CELOTEX CG5000 providing a U value = 0.24 W/m2 K. Cavity closed at all eaves levels using mineral fibre Fire Stopping. External surface rendered in 20 two coat application 1:1:6 mix. Internal surface 12.5mm Plasterboard on dabs

FLOOR SPEC 2013 -Tiled surface to Client choice on 65 Screed; on 85 CELOTEX FF4000 Insulation or Equivalent to obtain Min U value = 0.22W/m2Deg C (SUBJECT TO P/A = 0.78 Ratio); on 2000g Radon barrier or lesser spec subject, to Build Control requirements to be lapped with the wall D. P. C.'s on PC Beam & dense block suspended floor with minimum 150mm ventilated void and excavated ground below with vegetable matter removed and sealed with 100mm oversite concrete all to accord with CELOTEX CALCULATION DETAILS or other manufacturers **equivalent specifications.**

PROPOSED SECTION 1-1

Scale 0 0.5 1 2 3 4 5 6 7 8 9 10 metres

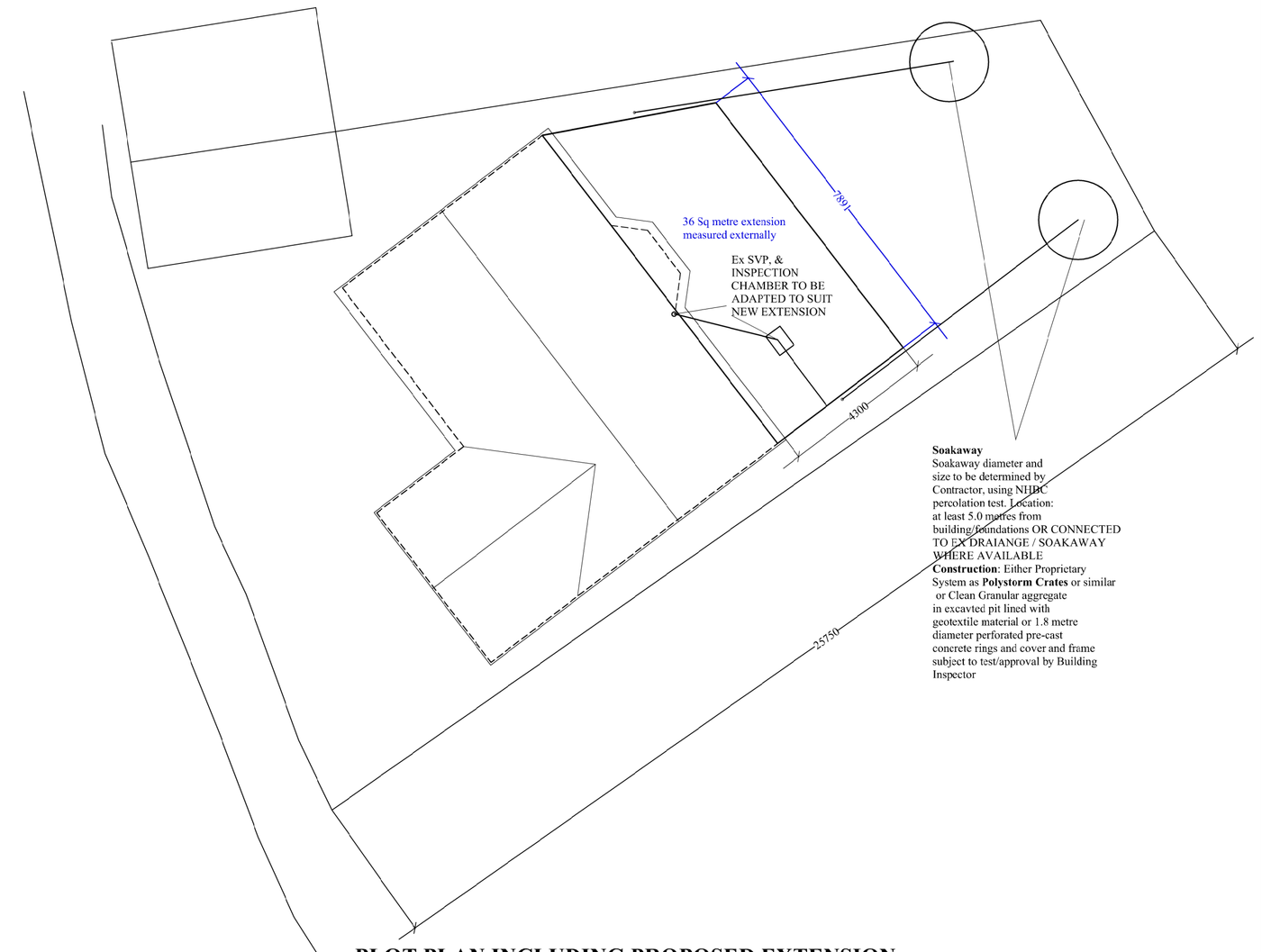

Soakaway
Soakaway diameter and size to be determined by Contractor, using NHBC percolation test. Location: at least 5.0 metres from building/foundations OR CONNECTED TO EX DRAIANGE / SOAKAWAY WHERE AVAILABLE
Construction: Either Proprietary System as **Polystorm Crates** or similar or Clean Granular aggregate in excavted pit lined with geotextile material or 1.8 metre diameter perforated pre-cast concrete rings and cover and frame subject to test/approval by Building Inspector

PLOT PLAN INCLUDING PROPOSED EXTENSION - Scale 1/100

Scale 0 0.5 1 2 3 4 5 6 7 8 9 10 metres

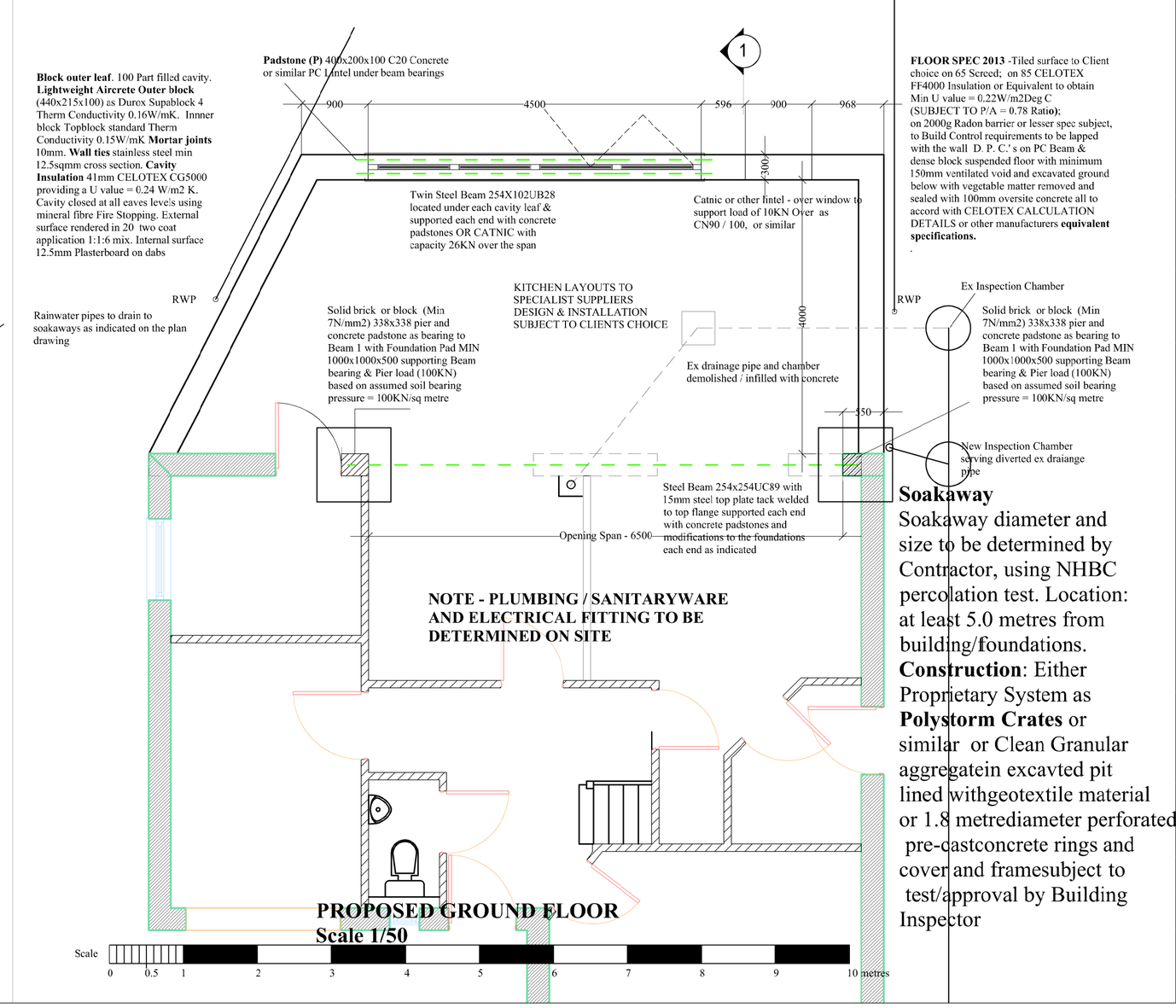

Soakaway
Soakaway diameter and size to be determined by Contractor, using NHBC percolation test. Location: at least 5.0 metres from building/foundations.
Construction: Either Proprietary System as **Polystorm Crates** or similar or Clean Granular aggregatein excavted pit lined withgeotextile material or 1.8 metrediameter perforated pre-castconcrete rings and cover and framesubject to test/approval by Building Inspector

PROPOSED GROUND FLOOR Scale 1/50

Scale 0 0.5 1 2 3 4 5 6 7 8 9 10 metres

This drawing is copyright.
Do not scale from this drawing.
All dimensions are to be figured dimensions.
Principal Dimensions are to main structure eg blockwork walls and timber stud walls **not to linings**
All levels are in metres.

REFERENCE DRAWINGS AND SPECIFICATIONS

Drawings to be read in conjunction with the Building Regulations Notes & Specification Document

Planning - Client to submit drawing to confirm acceptability for as Permitted Development and acquire a Certificate of Lawful Construction in Local Authority approval of this status.

Building Regulations - Drawings and Specification subject to Building Regulations Approval via a Building Notice submission. Refer also to Separate Building Regs Notes (4679Drawing Spec Notes) and Calculations.

FOR CONSTRUCTION

C	19/06/13	Depth of extension increased to 4300mm
B	19/06/13	Bifold Door Opening widened 4500 and roof skylight amended to 2x1.0x1.0m units
A	18/06/13	Bifold Door Opening widened and kitchen window reduced

REVISIONS:

J H Consulting
Architectural Designers & Surveyors
In Association with James Halldron Associates Consulting Engineers

Devon Office: Penquite House, 88 Dawlish Road, **TEIGNMOUTH,** Devon. TQ14 8TG
Tel: 01626 777555; Fax: 01626 777555
WebSite: www.jameshalldrcnassociates.co.uk
Email: jh_consulting@btconnect.com

Associate Practice - James Halldron Associates Consulting Engineers
Devon Office: Bank Chambers, 1 Vaughan Parade,
TORQUAY. TQ2 5EG. Tel 01803 201771

Project:
20 Valley Road, Glossop

Drawing Title:
Existing Section 1-1 & Proposed Extension Floor Plan

Client:
Mr Gary Hopkins

Scale: **1/50**

Drawn:	Date:	Chkd:	Date:
GTH	04/06/13	**JRH**	04/06/13

Drwg No:
JHC-1023-02C