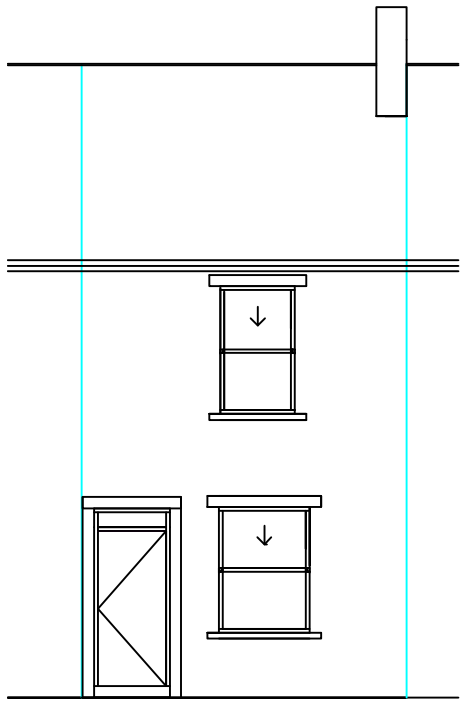

PROPOSED FRONT VIEW
1:100

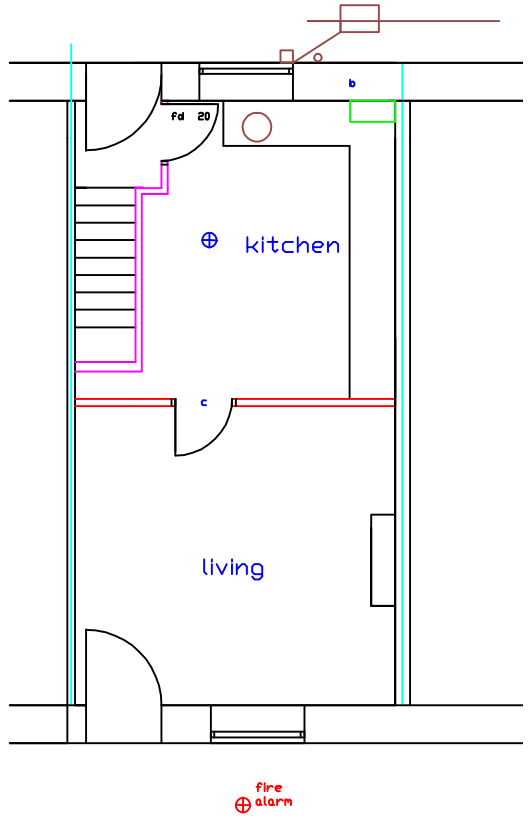

PROPOSED GROUND FLOOR
1:100

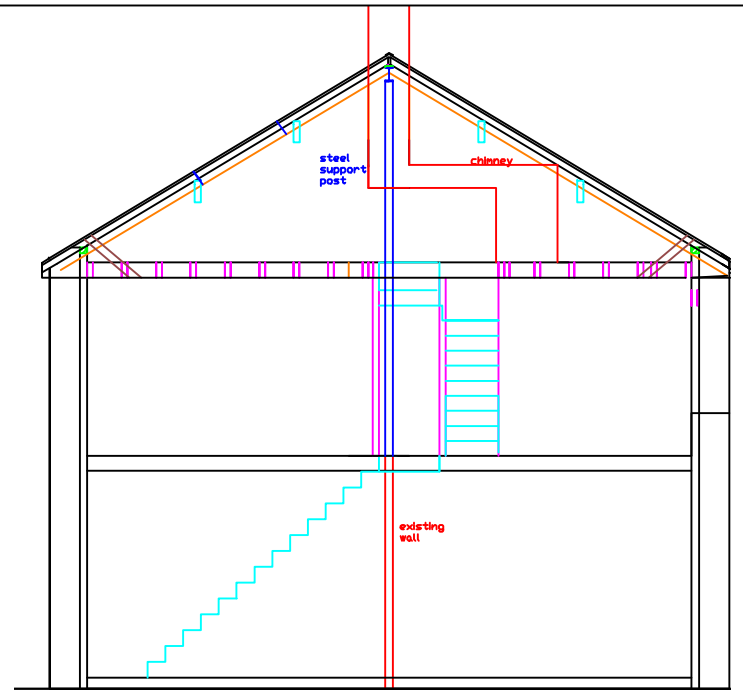

PROPOSED SIDE VIEW A /SECTION THROUGH
1:100

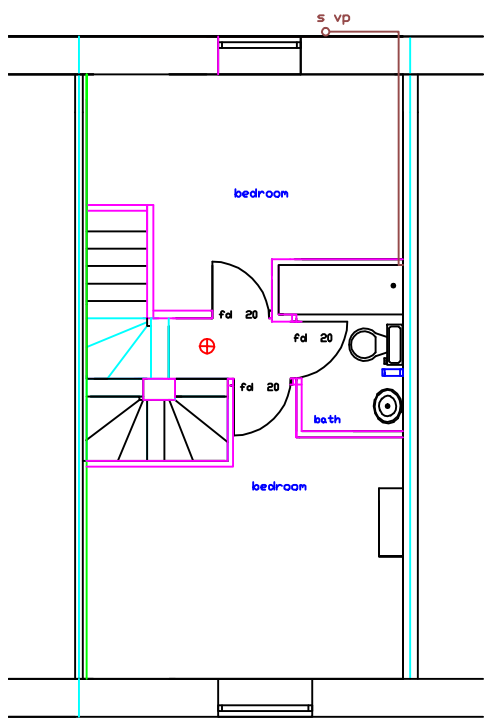

PROPOSED FIRST FLOOR
1:100

fire alarm

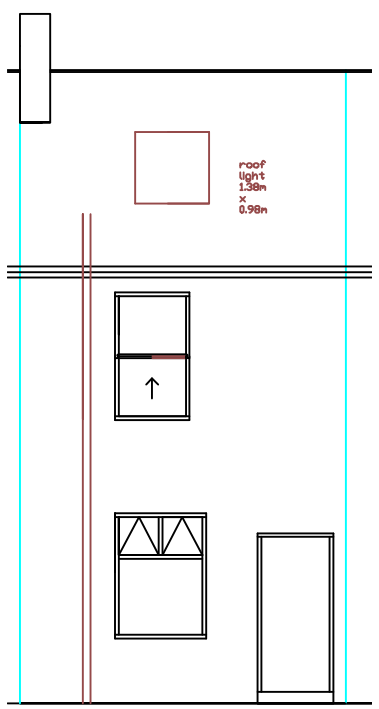

PROPOSED REAR VIEW
1:100

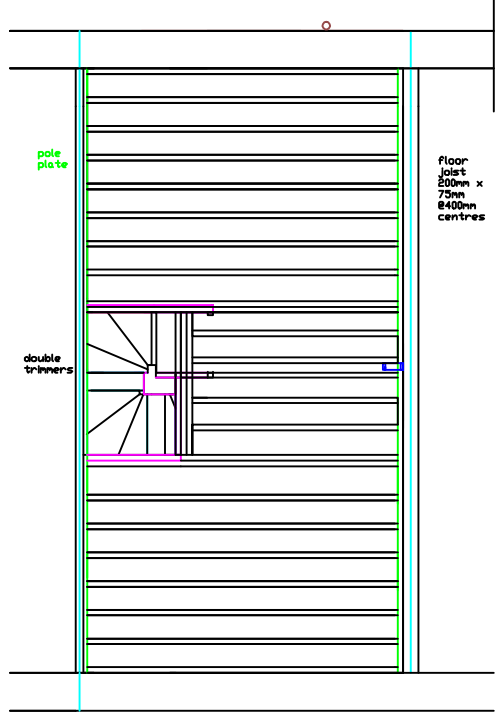

PROPOSED LOFT FLOOR DETAIL
1:100

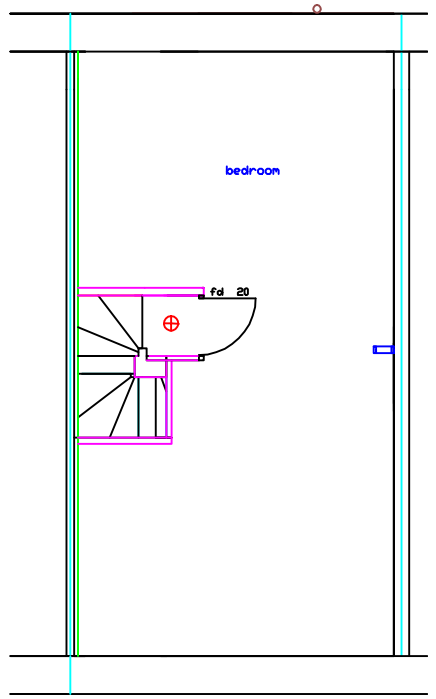

fire alarm

PROPOSED LOFT FLOOR
1:100

Dormer ,Existing Roof Construction, Existing 75mmx 50mm rafters (existing Purlins to remain as required)at 400mm centres , upgrade existing rafters to take (Leaving 50 mm air gap)upgrade with 140mm king span or equivalent inset with a further 37mm accross the face cellotex or king span insulation . Provide continuous 50 mm air gap to soffits with fly screen protection(tislate roof with tyvak supro Roof existing finish) And 5mm to top of roof by 3 no. minimum roof vents to eaves as required12.5mm plaster board and skim as required. Plaster board at 10kg/m2. Any Stud partitions to be (to voids in roof)100mm x 50 mm with 100 kings span infill. otherwise 75mm x 50mm with 75mm king span infill. retain existing ceilings to first floor as required. Existing ceiling joist to sbe removed provide new floor with 200mm x 75 mm floor joists at 400mm centres with struts mid span 200mm x 75mm pole plates bolted at 0.6m centres to party walls with resin anchors , Strap joists to rafters and strap ceilings to floor joists ,Provide Lateral restrain straps to walls and floor joists if so , New floor with infill with 150mm rock wool. Herring bone strut at mid centre supports, and double up at trimmer and under shower, partition etc as required trim around stairs windows and chimney , (no joists to go into chimney stack) 12.5mm plasterboard and skim .Adjoining party wall's 100mm sound proofing crown quilt and foil backed insulated plasterer board. with battens as required Skirting boards to loft as required, Floor finishes as agreed. Decoration all new walls and ceilings, Sealer coat and two coats emulsion. Floor joist either on joist hangers or built into brick works as required floor joist hanging off joist hangers as required .existing wall Check out existing lintels, walls for suitability as required . Staircase 200mm and the other is 209mm max riser check on site) 230mm going , new timber stair case is to be 750 mm wide a clear 750mm landing top and bottom. Double trim floor joists to the opening., Handrail continuous maximum900 mm high to landing area Balustrade with maximum 100mm clear gaps to same. 900mm high any. Unclimable able. Minimum return of 50mm on the winder stairs. Minimum clear head room from vertical step 2.00m., any new steel beam with fire line board to steel on padstones 150mm deep .. New steel beams to support existing roof ,steel floor support beams , provide conditional approval,insulated door to any loft storage .Cavity brick assume 50mm
(all structural calculations to follow ASAP)
All escape routes to be 30 mins, fire resistant including any storage areas under stairs half hour fire resistant with and to be lined with fire line board as required.Fd 20 fire doors with intumescent strip to all habitable rooms of the escape route upgrade existing door frames as required, any tongue and groove borads filled in any lath and plaster with 9mm plasterboard finish as required if any all plaster board finish at 10kg/m2. on 150mm x 100mm trimmer over windows , Double trim for conservation roof light to rear
.Block rer window ground floor stone work as required close any cavities as required internal block work,
Ground floor slab, 150mm concrete 100mm celotex floor insulation with 25mm PUIR to all floor edge wrapped in dpm as wellwrapped over and under with 1200 gauge dpm on sand blinding on comapocted hardcore min 150mm as required.hack off all plaster to all walls as required
Damp proof course apply cement render sika rendering up to a minimum 1.0m high Tuck in dpm behind the rendering on all walls as required, Plaster board finish to all other walls as required, opening b concrete beam over Extend soil and vent pipe min 900mm above eaves /windows as required . .Steel work , new steel ridge beam , beam support and chimney support details to follow(please give conditional approval)

Date Rev	drawn: DRW

project:
HIGH PEAK BOROUGH COUNCIL
PLANNING AND CONSERVATION AREA APPLICATION

client:
PAUL JOHNSON ,
51,HOPE STREET ,
OLD GLOSSOP
DERBYSHIRE
SK13 7BB
TEL 07976954433
EMAIL PAUL
@EUROLINKSECURITY.COM

Plans Drawn.
tel.no.07952934281
07856609593
email
Bawinterbottom
@aol.com
PlansDrawn01@aol.com
www.plansdrawn.org

drawing title:
PROPOSED REPLACEMENT WINDOWS

date:
MAY. 2013

project no.	drg. no.	rev.
HS51	05	