DETAILS OF INSULATION
TO U/SIDE OF STAIRS

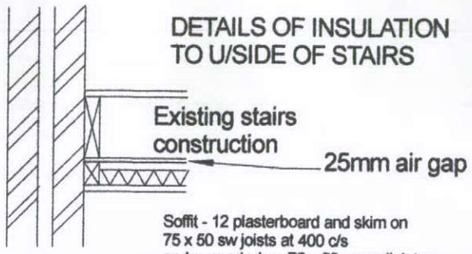

Soffit - 12 plasterboard and skim on
75 x 50 sw joists at 400 c/s
and supported on 75 x 50 sw wallplates
bolted to walls at 900 c/s.
50mm Rockwool to all construction.

DETAILS OF
FIRST FLOOR
CONSTRUCTION

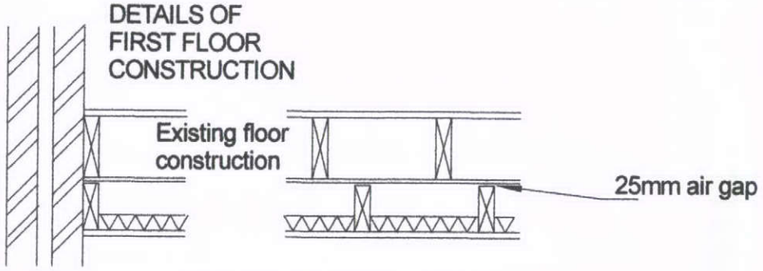

New suspended ceiling 2 x 12 Soundblock
plasterboard on
38 x 170 sw ceiling joists at 400 c/s
and supported on 38 x 170 sw wallplates
bolted to walls at 900 c/s.
50mm Rockwool to all construction.

Note existing ceiling height to bedsit is approx 2900mm.

FIRE SEPARATION
Ensure that existing ceiling and any newly floored areas of infill have minimum 25mm plasterboard or lath and plaster in position and in good order. Repair if necessary.

THERMAL INSULATION
External walls to bedsit to be insulated with 57.5mm K18 Kingspan insulated dry lining boards.

SOUND INSULATION

Sound insulation between dwellings and shop formed by-

1 New suspended ceiling to ground floor rooms.
2 Solid concrete block walls to openings at ground floor and basement level, as shown.
3 Insulation to stairs soffit and cheeks in bedsit.

All construction to be sealed in accordance with Part E, Building regulations.

NOTES
Carry out pre-completion sound test in accordance with Building Regulations Part E, by approved contractor, and if found necessary, existing walls/floors to be lined in accordance with Part E Para 4.17 and 4.18.

DETAILS OF INSULATION
TO CHEEK TO STAIRS.

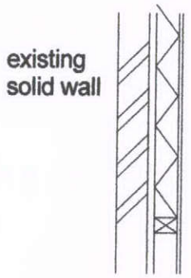

Walls to be insulated with
100 thick 10g quilt
between 75 x 50 sw battens
at 400 c/s with 12 plasterboard
and skim. 25mm air gap
between stud and wall.

ev	Details	Date	PROPOSED WORK AT 3, HIGH STREET, BUXTON FOR MS S SHENTON, DETAILS.	Trevor Gilman Design 1A, Cranford, 22, St Johns Road, Buxton, Derbyshire SK17 6XQ 07773 381824 gilmantrevor@gmail.com	Scale 1/20 / Drg No 3 HIGH STREET 05 / 29.4.13 / Rev