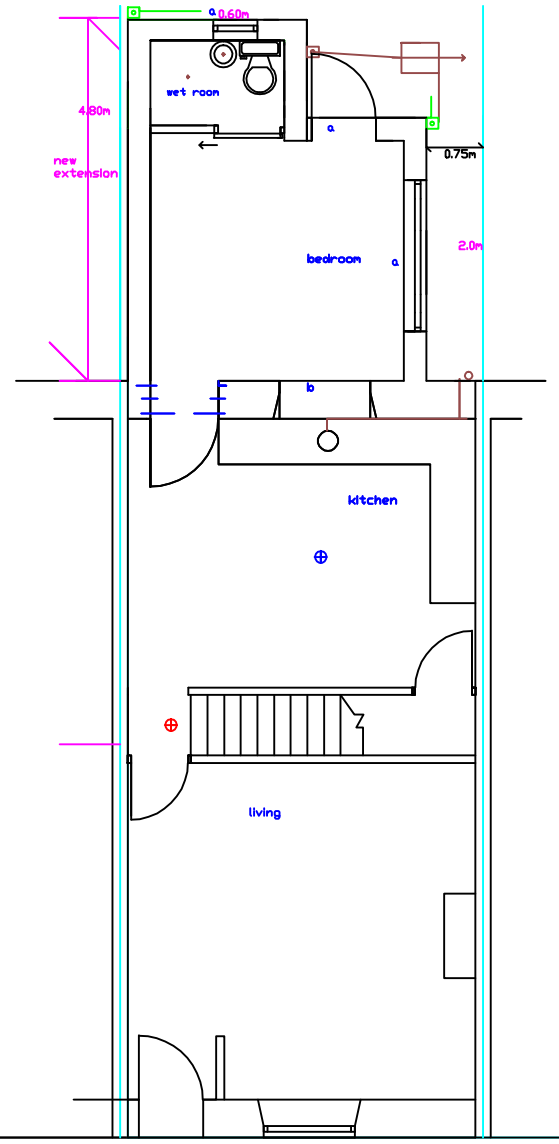


PROPOSED
GROUND FLOOR
1:100

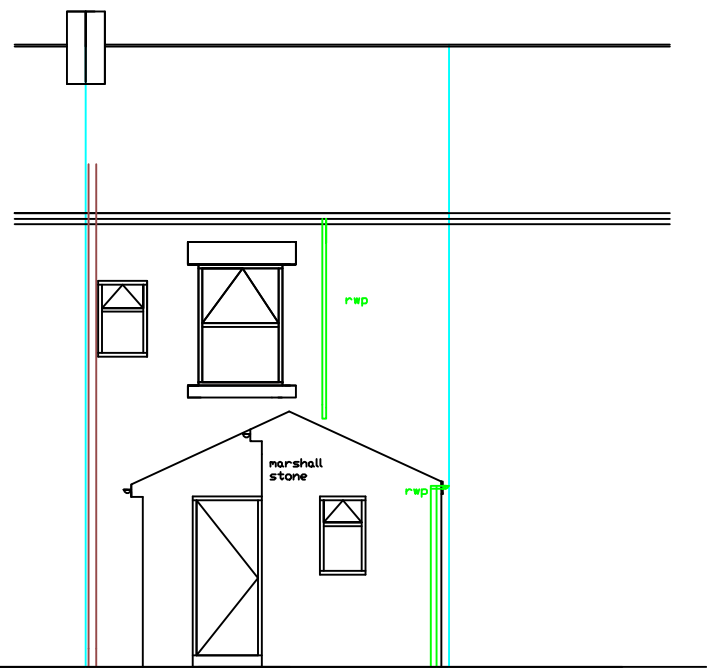


PROPOSED REAR VIEW
1:100

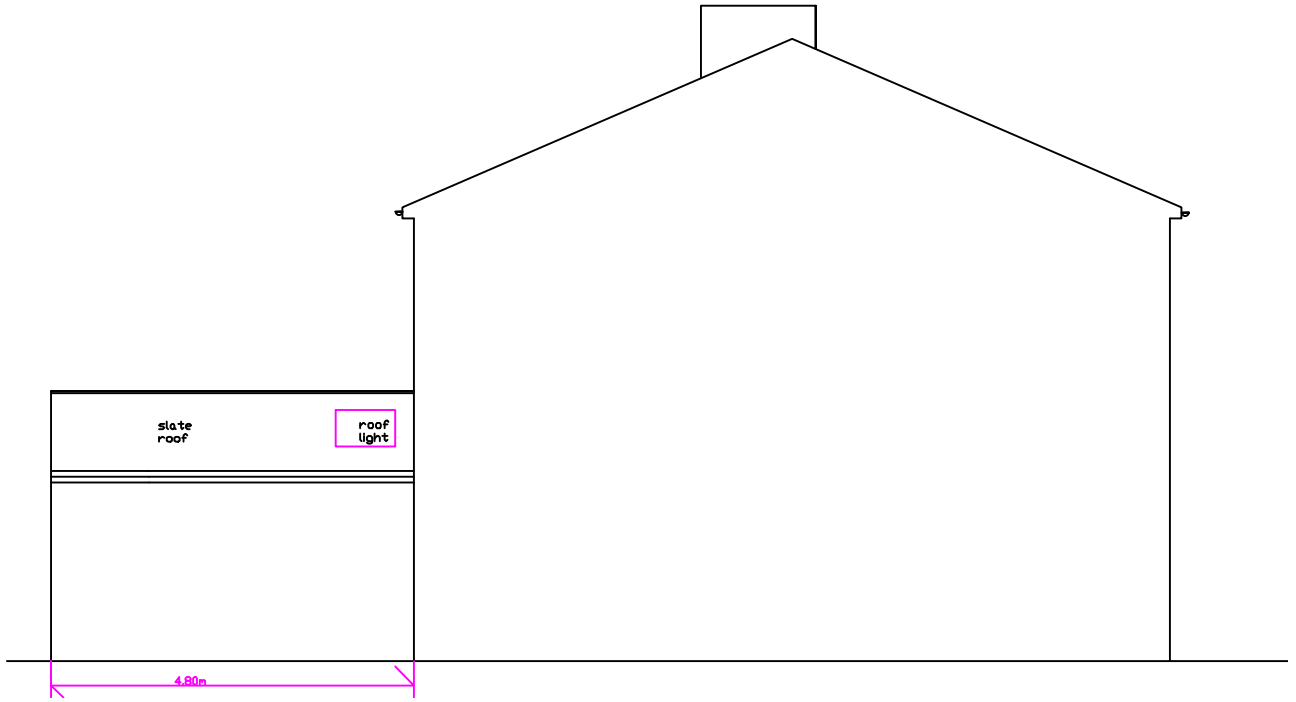


PROPOSED SIDE VIEW A
1:100

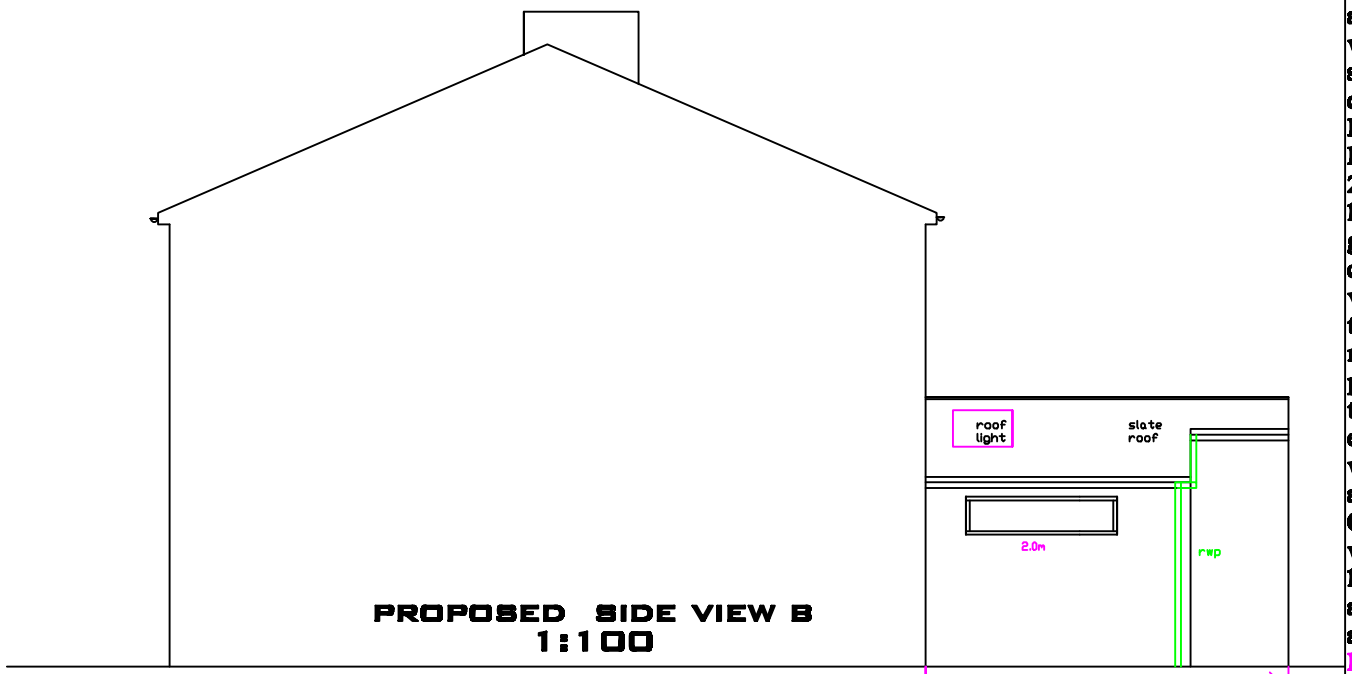


PROPOSED SIDE VIEW B
1:100

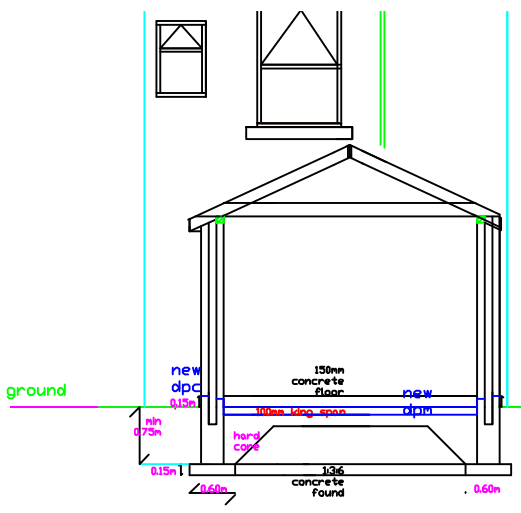


PROPOSED
SECTION THROUGH
1:100

## notes

Check existing Foundations for suitability.
Foundations and Ground works ,foundations to be 1:3:6 mix concrete 600mm wide by 150mm thick a minimum 900 mm below the lowest ground level ground level. Any drains within 1.0m of foundations then the foundations are to go down to the invert level of the drains, 300mm wide solid concrete blocks all bed in cement mortar 1.3 mixes up to ground level any drains passing under the new build are to be exposed and concreted over a minimum of 150mm thick as required, any drains passing through the foundation block works to have R C lintels over bed a minimum of 150 mm as required. ,ground floor, 100mm over site base concrete 1:3:6 on 100mm king span insulation with 25mm returns to slab with 1200gauge DPM over and under the insulation on sand blinding on 150mm clean hardcore horizontal DPC extend any under floor timber floors 100mm insulated vent and air brick and vent bricks as required,Construction Face stone marshall work to match the existing, 102 mm to as agreed with 100 mm cavity with full fill Dri therm or equivalent .100mm celcon solar block Stainless steel triangular butterfly wall ties at 700mm horizontal centre and at 450mm vertical centre and double (220 mm) up at openings .Min 550mm returns with 665mm to corners 450mm wide foundations to any block work wall provide cavity tray to existing house DPC to run horizontal to the ground a minimum 150mm high.
provide cavity tray to existing house All above bed in cement mortar 1:3 mix. Structural openings Type .a 3 Type up to 3.90m long Catnic lintels CG50(or equivalent) from Openings from 2.10 m to 4.80m wide CU50all bed a minimum 150 mm onto brick/block. on and including 150mm deep pad stones All steel beams encased in Plasterboard for half hour fire protection Opening b take out frame and remove brickwork down to work top level opening to kitchen widen inv=clude for min 4 concrtet lintols over (500mm wide exiting stone work) extend cavities re form door opening .All structural details to follow ASAP ,close insulsted cavities in existing opening DPC all bed Cement mortar 1:3 mix, proof membrane to lap DPC Roof Construction,slate to match existing ,min 100mm over lap wuith 25mm x 50 mm battens and tyvac supro min 25 degree pitch with 100mm x 75 mm wall plate strapped to block work with 1.80 m galvanised straps at rafters150mm x 50mm at 420mm centres. and ceiling joist 175mm x 50mm at 420mm centres , 125mm x 25mm valley boards , (or use specialist rafeters at 600mm centers (double trim for any roof lights) Any Loft spaces to have with loft insulation mineral wool total 275mm (100mm between joists) overlay 12.5mm plaster board and skim . Plaster board at 10kg/m2.Any Stud partitions to be 75mm x 50 mm with 75 mineral wool infill, 12.5m plasterboard either side Strap joists to walls as required Lateral restrain straps to walls , include for sets of internal door and frames, .Any B.I. Gullies and connect to the existing system, all B.I Gullies to be rod able.
Cavity tray to extension where it about the existing wall all as agreed with Building Control Drainage system any new drainage to be 100mm hep sleeve with flexible joints lay to self cleansing falls 1:40 and back filled with 5 mm pea gravel all as agreed floor level maintain and connected to existing combined surface water system
**PROVIDE GAS MEMBRANE BUILDER AS REQUIRED TO CHECK WITH BUILDING CONTROL BEFORE STARTING WORKS.**

PLANNING REF.
FG / HPK / 2013 0067

project:
HIGH PEAK BOROUGH COUNCIL
PLANNING AND BUILDING CONTROL APPLICATION

client:
MARTINA FALLER ,
15,THOMAS STREET ,
GLOSSOP,
SK13 8DN
TEL07849630108
EMAIL @

Plans Drawn.
tel.no.07952934281
07856609593
email
Bawinterbottom
@aol.com
PlansDrawn01@aol.com
www.plansdrawn.org

date: MAR. 2013
drawn: DRW

drawing title:
PROPOSED REAR SINGLE STOREY EXTENSION

project no. TS15
drg. no. 02
Date Rev