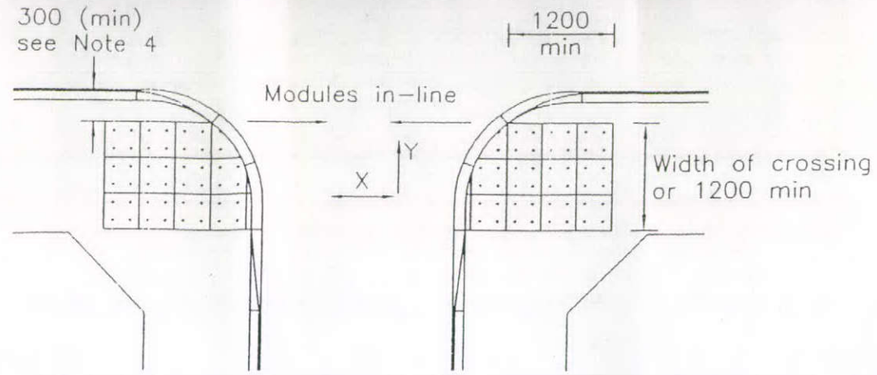

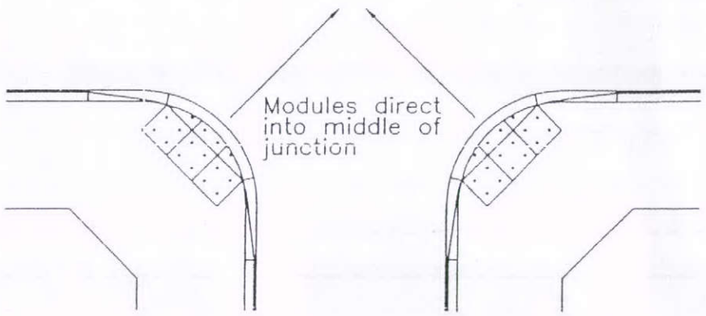

The 'Tail' indicates a controlled crossing to a blind person. 'Tails' should be omitted on uncontrolled crossings

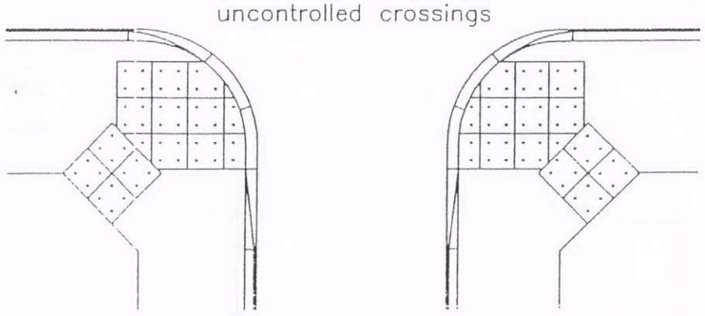

IN–LINE UNCONTROLLED CROSSING – SIDE ROADS

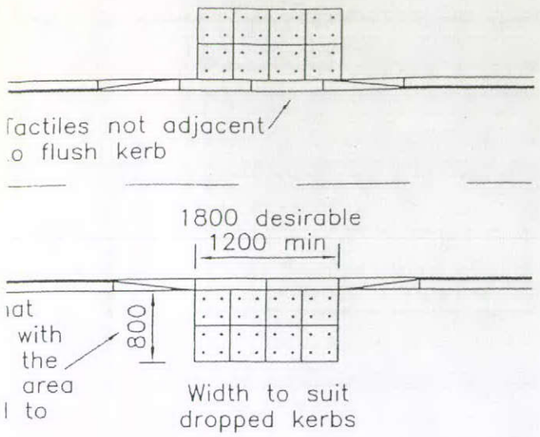

The 'Tail' indicates

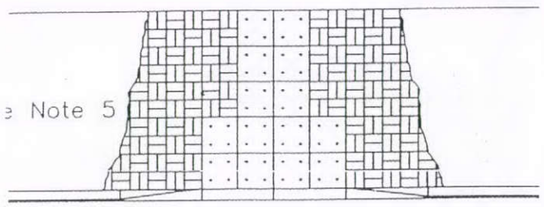

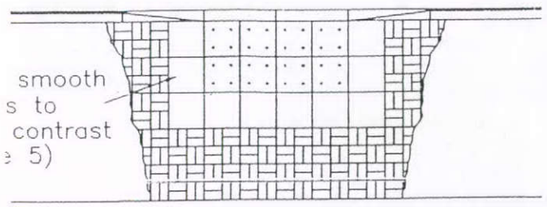

UNCONTROLLED CROSSING AWAY FROM A JUNCTION

1. All dimensions are in millimetres unless otherwise shown.
2. Blister paving should be provided where there is dropped kerb with less than 25mm upstand.
3. On uncontrolled crosings the colour of the blister paving should be buff coloured.
4. Tactile paving should be curtailed by at least 300mm from the channel where no crossing exists in the 'Y' direction.
5. Block paving has an inherent number of grooves and edges and reduces the tactile contrast that blind people need to recognise. The use of block paving next to tactile surfaces should be avoided. In areas of block paving, a margin of smooth slabs or surfacing should be provided to create a contrast.
6. The tactile domes should be aligned to the direction of the crossing on the opposite side of the road or central refuge (where present).
7. Where tactile paving is used in lieu of tactile paving, the free edges shall be restrained by EF–150 edgings laid in accordance with Drg No SD/11/2.
8. Where tactile blocks are used in lieu of tactile paving, the free edges shall be restrained by EF–150 edgings laid in accordance with Drg No SD/11/2.
9. For further advice refer to 'Guidance on the Use of Tactile Paving Surfaces' DETR.

KEY

- Blister Paving
- Flush kerb
- Dropper kerb
- HB2 kerb

HPK/2013/0183

©Crown copyright 2007. All rights reserved. Use of this image is limited to viewing on line and printing one copy. Leicestershire County Council 100019271

DEPARTMENT OF HIGHWAYS TRANSPORTATION AND WASTE MANAGEMENT

TITLE:

STANDARD DRAWING KERBS AND FOOTWAYS

TACTILE PAVING AT UNCONTROLLED CROSSINGS DOS AND DON'TS

DRAWING NUMBER	DATE
SD/11/20^	SEPTEMBER 1999
AUTOCAD REF	SCALE
K:\GENERAL\DRGS\STDDRGS\SD1120A	NOT TO SCALE

Rev	Date	Notes on Revision
A	APRIL 2011	Dimension amended on approved In Line uncontrolled crossing.

THE FOLLOWING DRAWING IS SD/11/22A