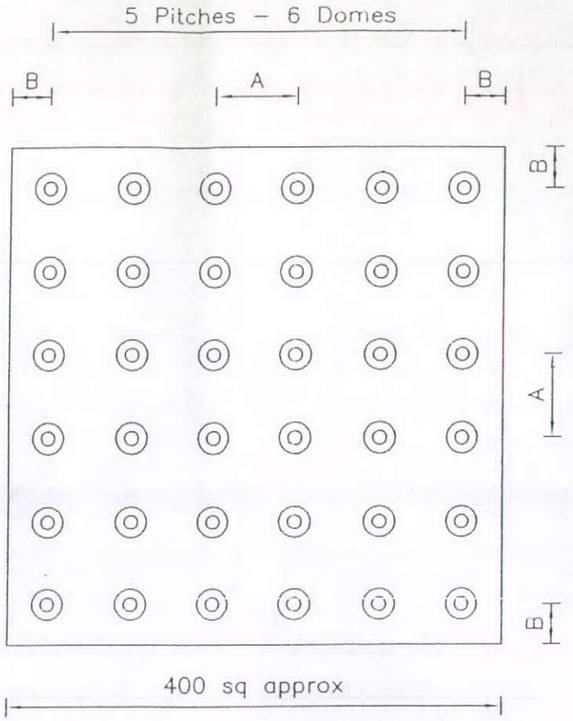





ELEVATION

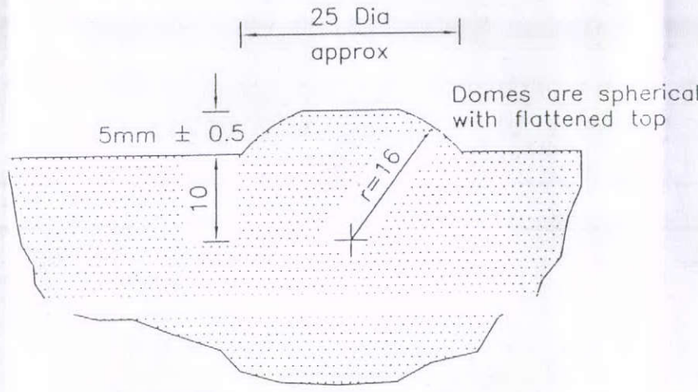

DETAILED SECTION THROUGH DOME

Notes:

1. All dimensions are in millimetres unless otherwise stated.
2. Blister paving to be in precast concrete to BS7263.
3. Colours :- Red for controlled crossings;
   Buff/Gold for uncontrolled crossings.
4. The modules shall be laid so that the rows of domes are in line with adjacent modules and are in line with the crossing.
5. When a tactile surface is to be constructed in an existing footway, allowances should be made for removing irregularities in the adjacent footway. This should be achieved by cutting back the existing footway surface to a sufficient distance to enable a smooth transition to be made between the new construction and the existing surface to prevent trips and standing water. The reinstatement should be in accordance with Drg No SD/11/5A.
6. The ideal gradients for tactile surfaces in new construction footways the ramp should be constructed as shown so that gradients do not exceed 8%.
7. To assist drainage of the formation, the sub-base under the tactile paving should be extended to the carriageway sub-base.

HPK/2013/0183
HIGH PEAK
26 MAR 2013
DEVELOPMENT CONTROL

The ramp section should not have gradients in excess of 8% (1 in 12 approx)

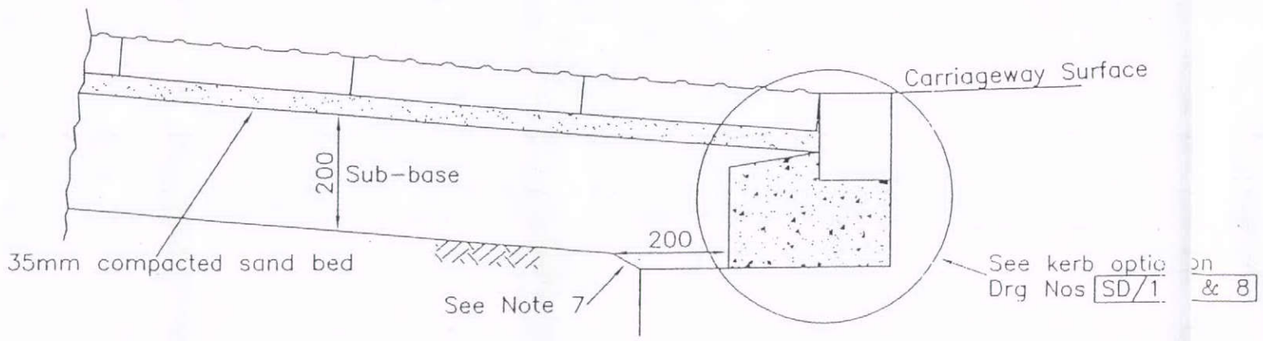

CONSTRUCTION DETAILS

MODULE TYPE	SIZE	PITCH DIMENSION +/- 2mm A	B	MINIMUM THICKNESS
A	400 sq	66.8	33	65
B	450 sq	64	33	70

© Crown Copyright 2007. All rights reserved. Use of this image is limited to viewing on line and printing one copy. Leicestershire County Council. 100019271

DEPARTMENT OF HIGHWAYS TRANSPORTATION AND WASTE MANAGEMENT

TITLE:

STANDARD DRAWING KERBS AND FOOTW S

TACTILE BLISTER PAVING (TYPES A AND B)

DRAWING NUMBER	DATE
SD/11/17 A	SEPTEMBER 1999
AUTOCAD REF	SCALE
[illegible]	NOT TO SCALE

Rev	Date	Notes on Revision
A	AUG 2000	Table amended