
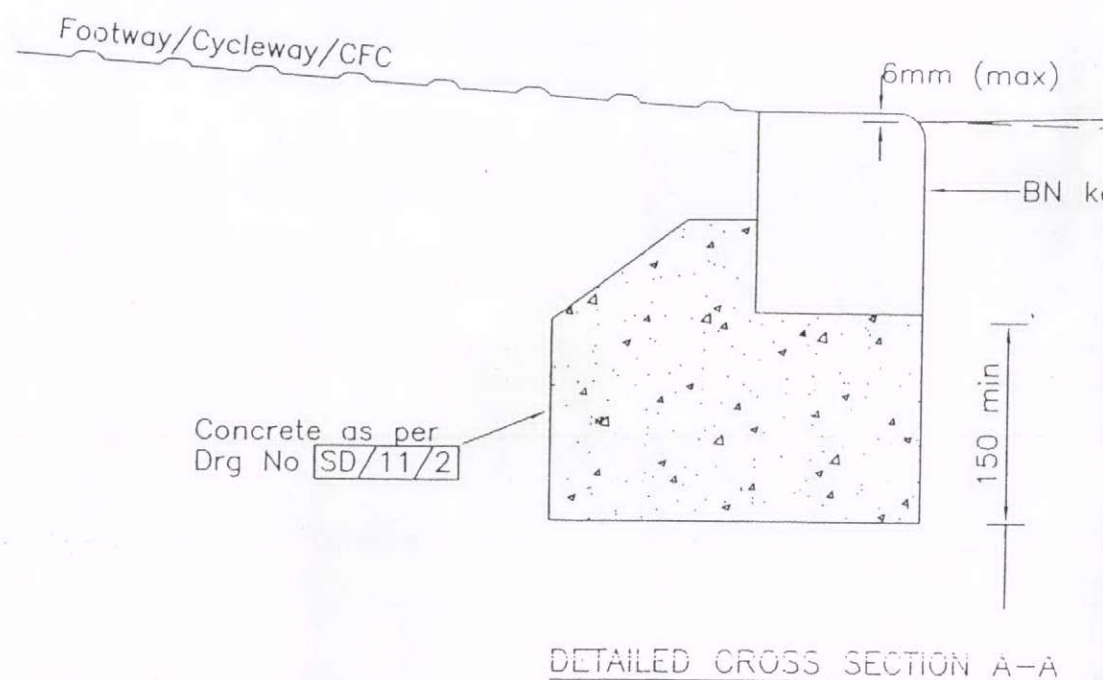
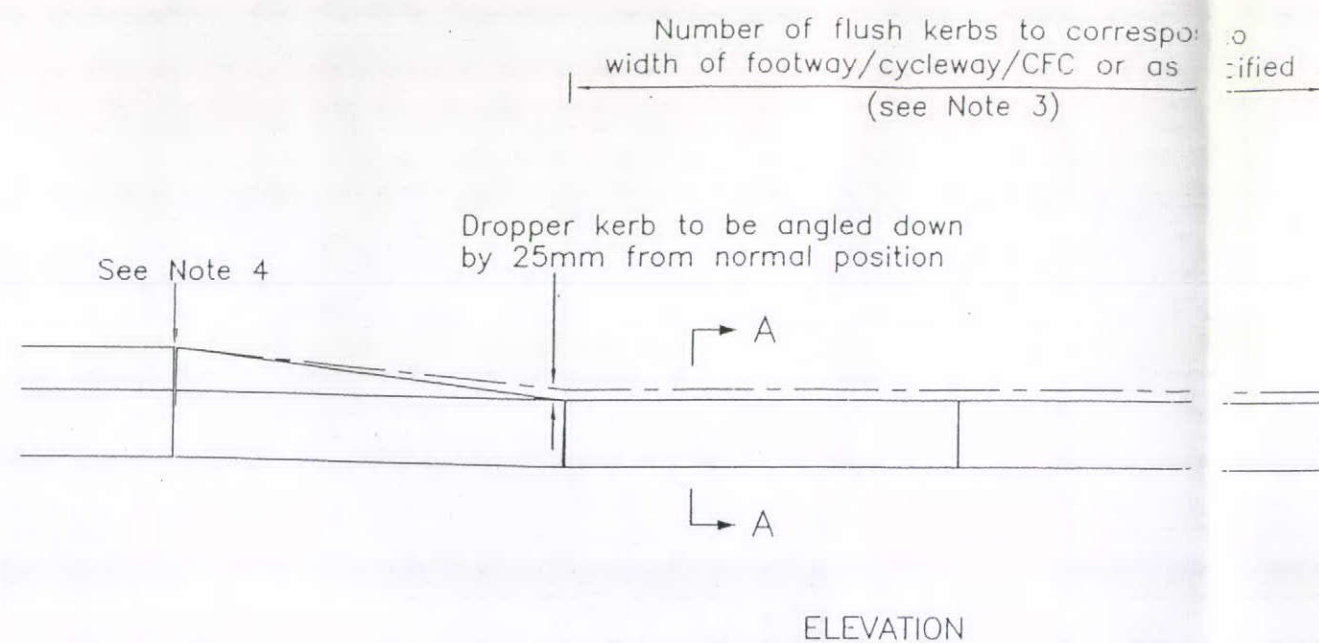


- NOTE: 1. All dimensions are in millimetres unless otherwise stated.
2. For kerb construction details see Drg No SD/11/2.
3. At the start of a cycleway or other locations where cyclists will be joining the cycleway at acute angles, the number of flush kerbs should be increased to a minimum of four.
4. The vertical joint created by rotating the dropper kerb shall be filled with Class 1 mortar or an approved proprietary material.

Note for Engineers/Specifiers

This detail should only be considered where the footway/cycleway/CFC falls towards the carriageway and/or there are no anticipated problems associated with drainage run-off from the carriageway.



TITLE:

STANDARD DRAWING

KERBS AND FOOTWAYS

FLUSH DROPPED CROSSING - TYPE A

DEPARTMENT OF HIGHWAYS
TRANSPORTATION AND
WASTE MANAGEMENT


DRAWING NUMBER	DATE			
SD/11/7	SEPTEMBER 2002			
AUTOCAD REF	SCALE			
NOT TO SCALE				
Rev	Date			Notes on Revision

© Crown Copyright 2007. All rights reserved. Use of this image is limited to viewing on-line and printing one copy. Leicestershire County Council 100019271