W1

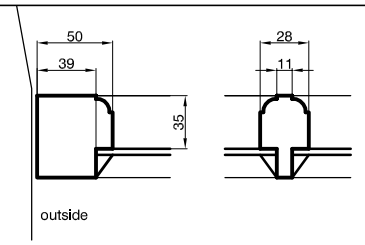

Two fixed lights to utility room. Modern replacement.
Stone surround

W2

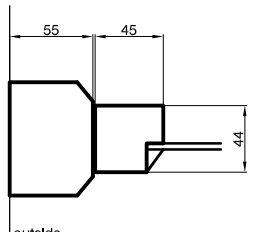

Boiler / store room pivot window with 20mm vent gap under.

W3

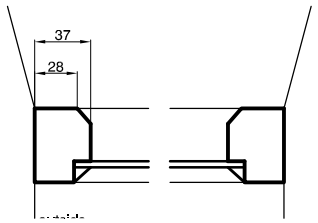

North facing kitchen window.
Casement with 3 windows, central opening light.
Stone mullions between.

W4

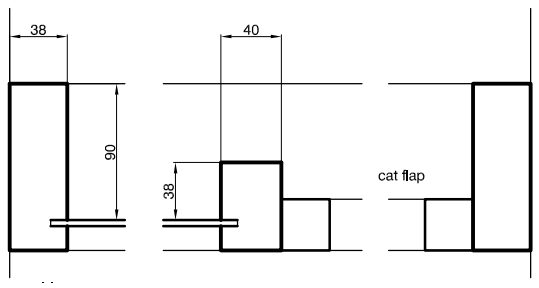

Boiler room. Fixed with central vertical timber mullion and cat flap. Needs replacing.

W5
W6

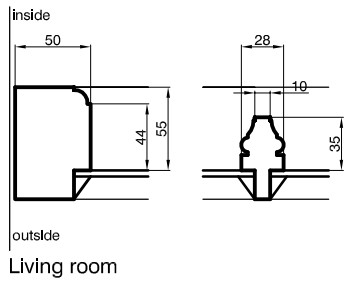

Living room
W5 Fixed light split into 8 panes
W6 Fixed light split into 4 panes
Similar detail to sash windows

W7
W8
W9

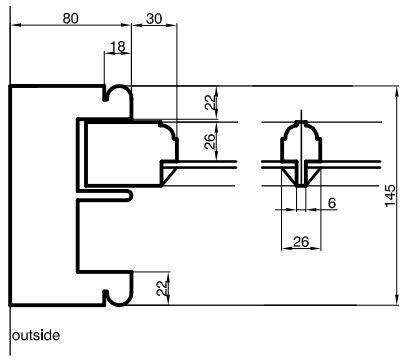

Sliding sash.
Windows fitted in post 2002 but single glazed and problems with water ingress/ water damage to frame.

W10

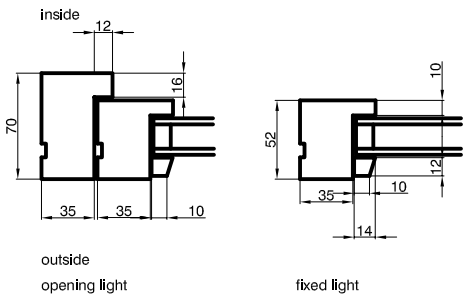

New double glazed kitchen window.
Not to be replaced: new casement details to match this.

W11

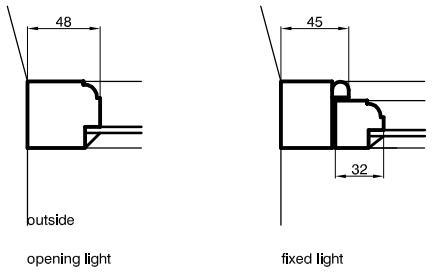

Dining room. Casement with 5 lights, including 1 opening. Stone mullions between.

W12

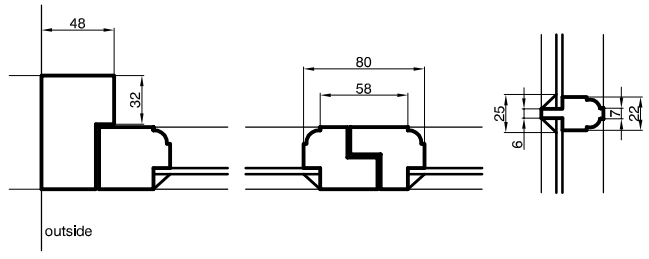

First floor bathroom. Casement with 2 opening lights.
In need of maintenance.
To be retained at Conservation Officer request.

W13

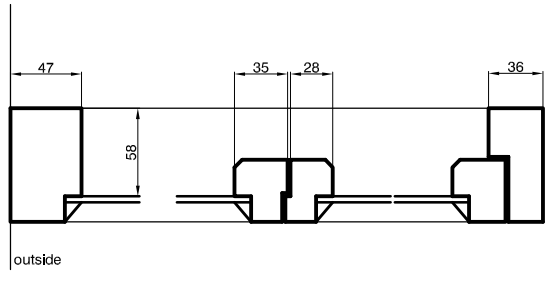

Casement to bedroom with 1 opening light, 1 fixed.
Not original / early frame

W14

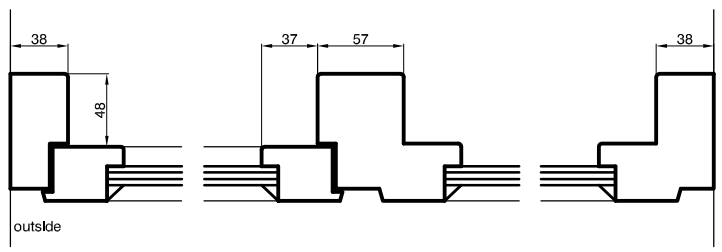

Bathroom window, 1 opening light, 1 fixed small double glazed unit. Modern frame.

W15
W16

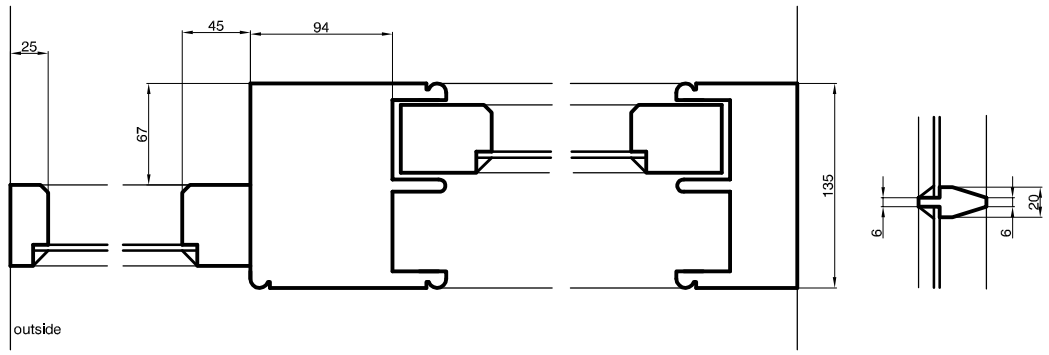

Landing: W15 - fixed light split into 4 panes plus sliding sash.
Bedroom: W16 sliding sash.
W15 and W16 separated by stone mullion.
Attractive collection of windows.

W17

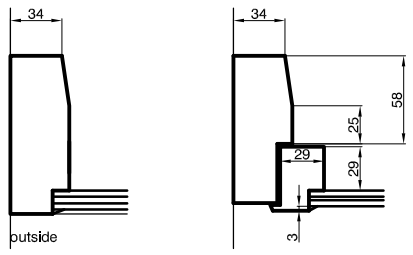

Bedroom: 3 casement windows separated by stone mullions.
Central casement opening.
DIY double glazing using tacks to separate the glass.
Condensation between glass. Not a historic frame.

W18

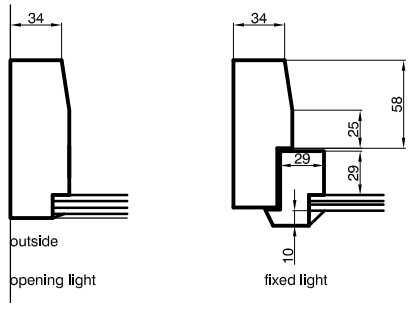

Bedroom: 3 casement windows separated by stone mullions.
Central casement opening.
Double glazing 10mm overall. Not a historic window.

W19
W20

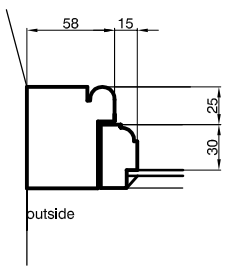

Bedroom: Casement with 5 lights, central 1 opening. Stone mullions between.
W19 and W20 in bad condition - too extensive for repair.

Rev A 04.07.12 Glazing bar dimensions added at Conservation Officer request.

HIGH PEAK **ARCHITECTS** LTD
2nd Floor, Wharf House, Wharf Road, Whaley Bridge, High Peak, Derbys SK23 7AD
Tel: 01663 719717 Web: www.highpeakarch.com Email: hpa@highpeakarch.com

Replacement windows

Existing window schedule

Marsh Hall Farm, Marsh Hall Lane

1123.04

Scale: 1:5 @ A3 Date: May 2012 DO NOT SCALE OFF THIS DRAWING Rev: A