PROPOSED TRUSS AND ROOF LAYOUT 1:50

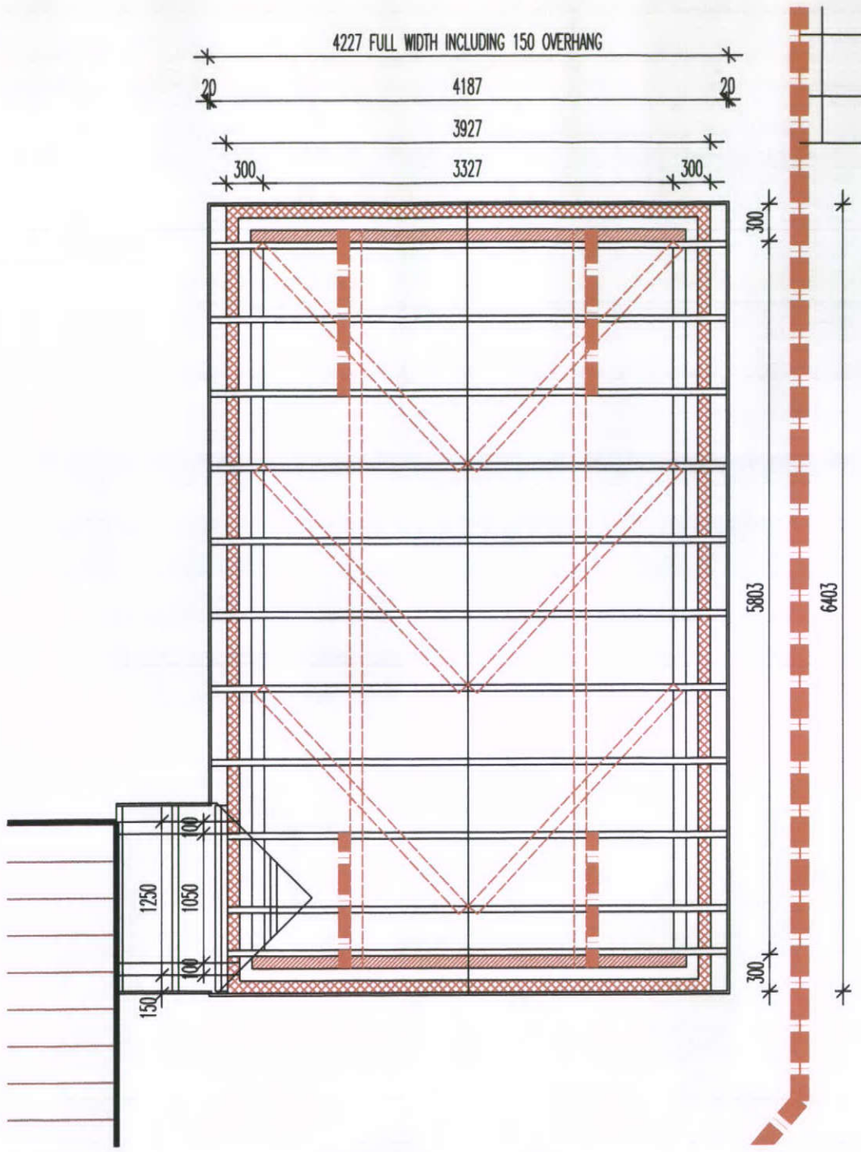

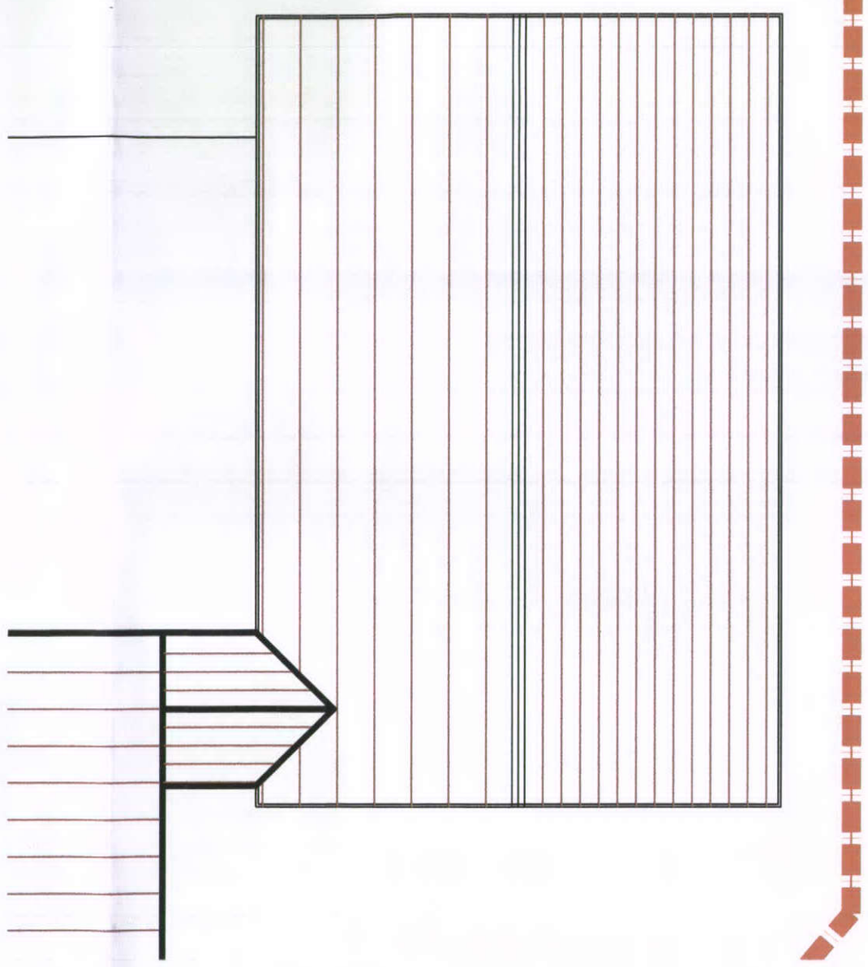

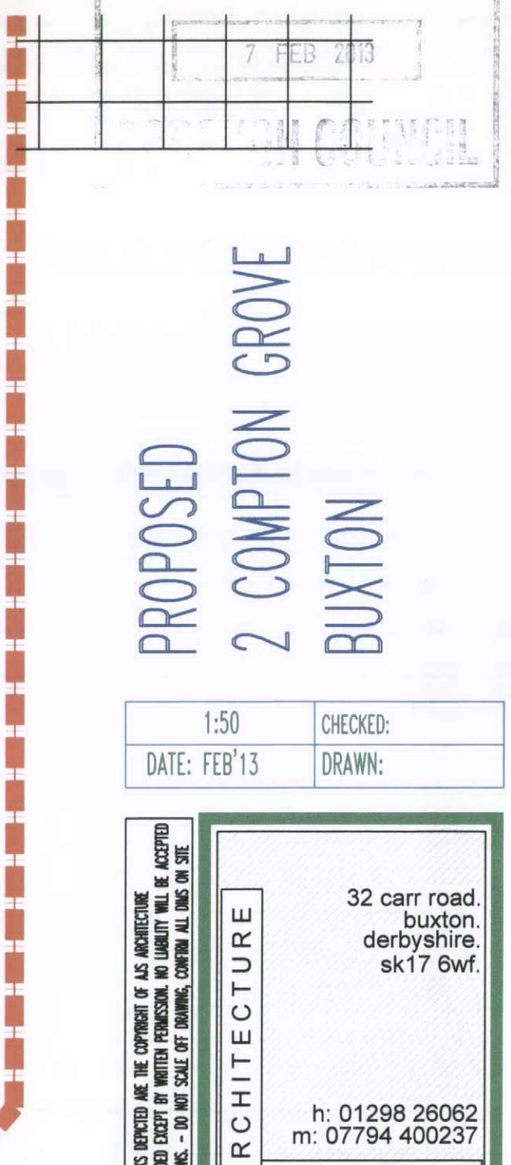

THE PROPOSED GARAGE IS TO BE CONSTRUCTED AS A TRADITIONAL MASONRY GARAGE OFF STRIP FOOTINGS OF 600x300mm AT A MIN DEPTH OF 600mm BELOW GROUND (DEEPER ON THE LOWER GARDEN SIDE). FOUNDATION WALLS ARE TO BE CAVITY CONSTRUCTION. THE GROUND BEARING CONCRETE SLAB (LAID TO FALL) - 150mm DEEP ON WELL COMPACTED BEDDED HARDCORE WITH 1200g DPM. CAVITY IS TO BE BACK FILLED WITH WEAK MIX CONC FILL UPTO 225mm BELOW DPC LINE. ALL BLOCKWORK SUGGESTED TO BE 7N. THE EXTERNAL SKIN IS TO BE 100mm NATURAL COURSED GRITSTONE TO MATCH THE HOUSE, CLEAR CAVITY OF 100mm AND INNER BLOCKWORK UPTO THE UNDERSIDE OF THE WALLPLATE HEIGHT OF 2325mm. A C16 GRADE WALLPATE 100x75 (STRAPPED TO THE WALL) IS THEN TO SUPPORT C16 TRUSSED RAFTERS AT 600mm ctrs AT A PITCH OF 25deg. SOFFIT BOARDS ARE TO BE 22mm UPVC SECTION WITH WHITE GUTTERING TO MATCH FRONT EXTENSION. THE RAFTERS ARE TO BE STRAPPED TO THE WALLPLATE AND ARE TO HAVE DIAGONAL BRACING AS SHOWN. ROOF COVERINGS ARE TO BE FORTECRETE TILED FINISH (MIXED RUSSET) TO MATCH ON A TYVEK WATERPROOF MEMBRANE AND TIMBER BATTENS WITH MIN 100mm LAP. THE RIDGE IS TO BE A CLAY RIDGE TO MATCH THE MAIN HOUSE.
SURFACE WATER DRAINAGE IS TO BRANCH CONNECT TO THE EXISTING SURFACE GULLY SYSTEM TO THE MAIN HOUSE EXTENSION TO THE FRONT.
ALL EXCAVATED MATERIAL TO BUILD THE GARAGE IS TO BE USED REGRADED ELSEWHERE WITHIN THE GARDEN TO FORM FLOWER AND PLANTING BED AREAS ETC.

2 COMPTON GROVE, BUXTON

HPK/2013/0075
HIGH PEAK
7 FEB 2013
COUNCIL

PROPOSED
2 COMPTON GROVE
BUXTON

1:50	CHECKED:
DATE: FEB'13	DRAWN:

©THIS DRAWING AND THE BUILDING WORKS DEPICTED ARE THE COPYRIGHT OF AJS ARCHITECTURE AND MAY NOT BE REPRODUCED OR AMENDED EXCEPT BY WRITTEN PERMISSION. NO LIABILITY WILL BE ACCEPTED FOR AMENDMENTS MADE BY OTHER PERSONS. - DO NOT SCALE OFF DRAWING, CONFIRM ALL DIMS ON SITE

A.J.S ARCHITECTURE
32 carr road.
buxton.
derbyshire.
sk17 6wf.
h: 01298 26062
m: 07794 400237



PROPOSED 03

2 COMPTON GROVE