

NORTH WEST ELEVATION (SIDE)

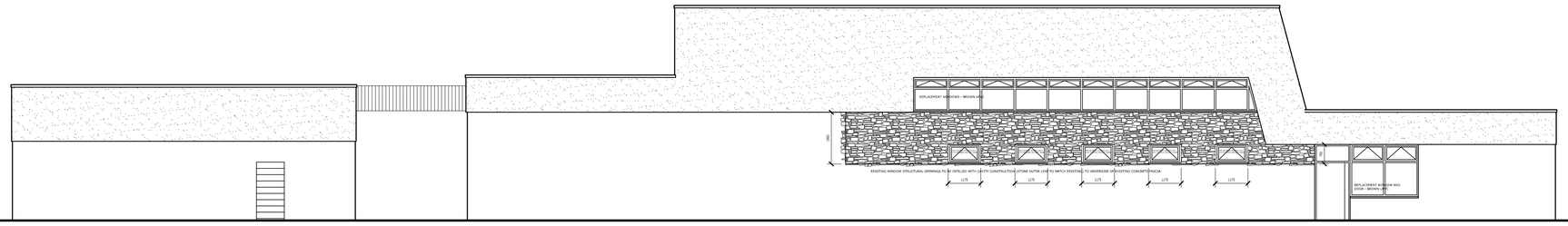

SOUTH WEST ELEVATION (REAR)

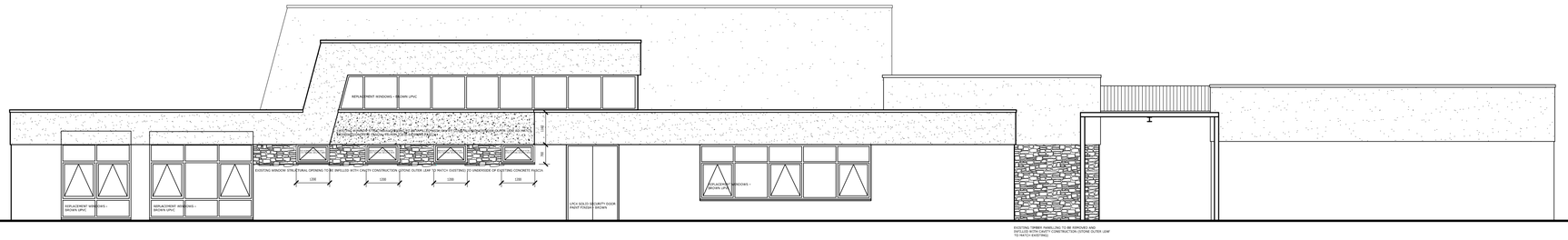

NORTH EAST ELEVATION (FRONT)



SOUTH EAST ELEVATION (SIDE)

NOTE : THE HATCH PATTERN TO FULL ELEVATION HAS BEEN OMITTED FOR CLARITY TO ALLOW PROPOSED AREAS OF WORK TO BE EASILY IDENTIFIABLE - REFER TO EXISTING ELEVATION DRAWING 01 FOR AREAS OF EXISTING MATERIAL

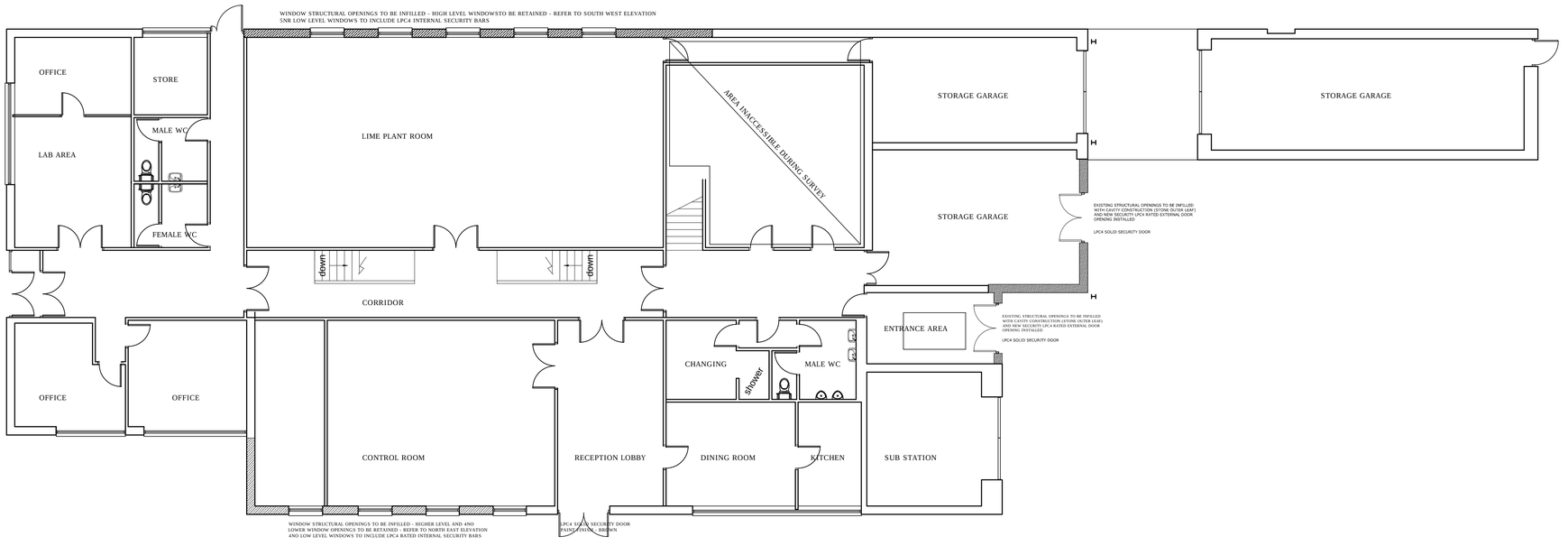

GROUND FLOOR PLAN

GENERAL NOTES :

PROPOSED MATERIALS :

EXTERNAL WALL : INFILL STONE OUTER LEAF TO MATCH EXISTING, WITH RENDER INFILL PANEL (FRONT ELEVATION) TO REPLICATE EXISTING CONCRETE FASCIA
REPLACEMENT WINDOWS : DOUBLE GLAZED BROWN UPVC
EXTERNAL SECURITY DOORS : FLUSH LPC4 RATED STEEL DOORS PAINT FINISHED

DRAWING TO BE READ INCONJUNCTION WITH EXISTING ELEVATION DRAWING - 01

PROJECT :

UNITED UTILITIES
ARNFIELD WATER
TREATMENT WORKS

WINDOW REPLACEMENT AND SECURITY WORKS

DRAWING TITLE :

FLOOR PLAN AND ELEVATION - AS PROPOSED

DATE :
JULY 2012

SCALE :
1:100 @A1

DRWG NO :
02