HPK/2012 / 356

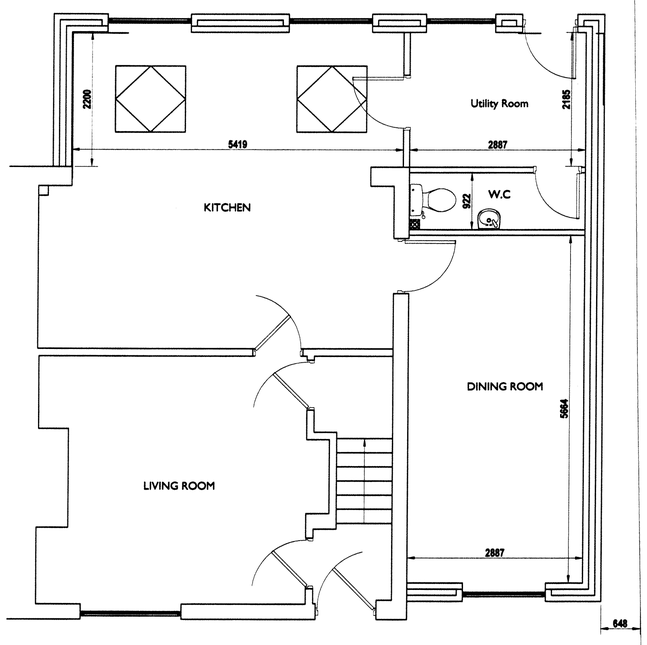

GROUND FLOOR PLAN

Boundary line

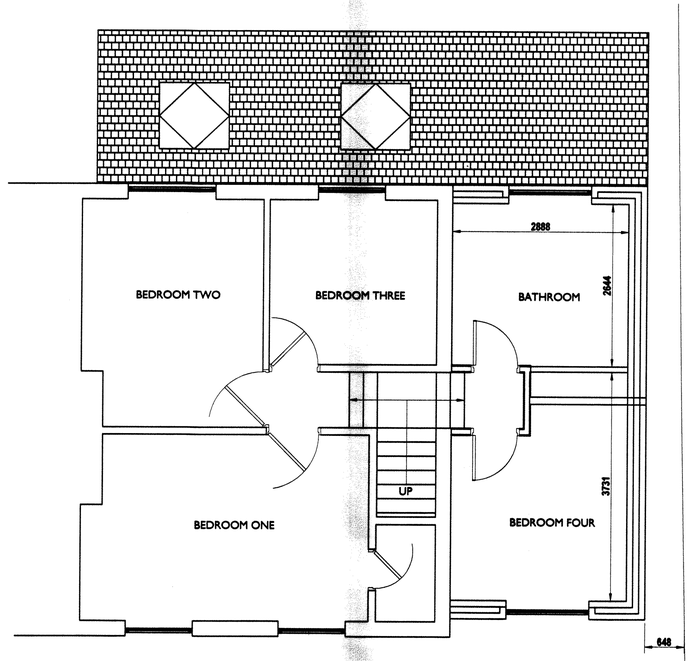

FIRST FLOOR PLAN

Boundary line

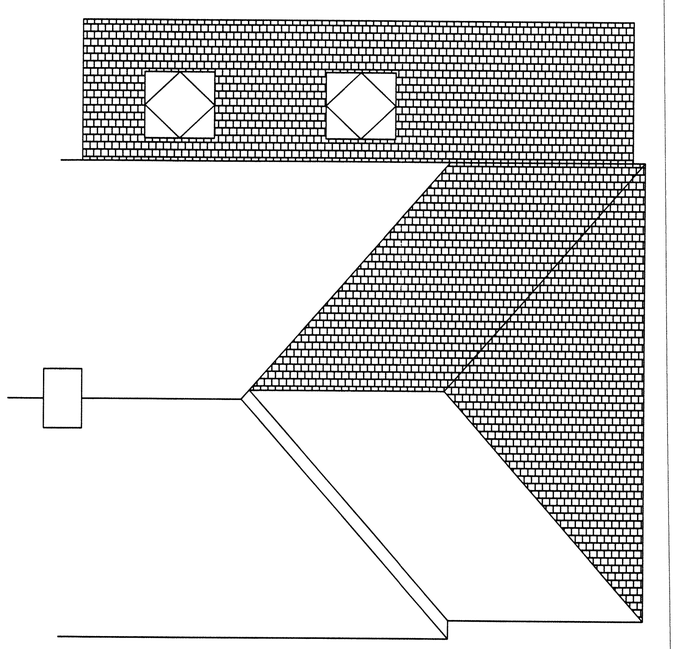

ROOF PLAN

Boundary line

GENERAL DRAWING NOTES

1. This design and drawing and any related specification are the COPYRIGHT of Pinelog Ltd, and may not be reproduced in drawing or built form without Pinelog Ltds express permission
2. Pinelog Ltd. reserve the right to alter any item or specification shown on this drawing to accord with the latest details and regulations
3. This drawing should not be scaled, only figured dimensions are to be worked to, and all dimensions should be checked on site prior to work commencing.
4. The drawings are in metric scale
5. Report any discrepancies to Pinelog immediately
6. All drawings are to be read in conjunction with any other relevant drawings

Revision	Description	Date

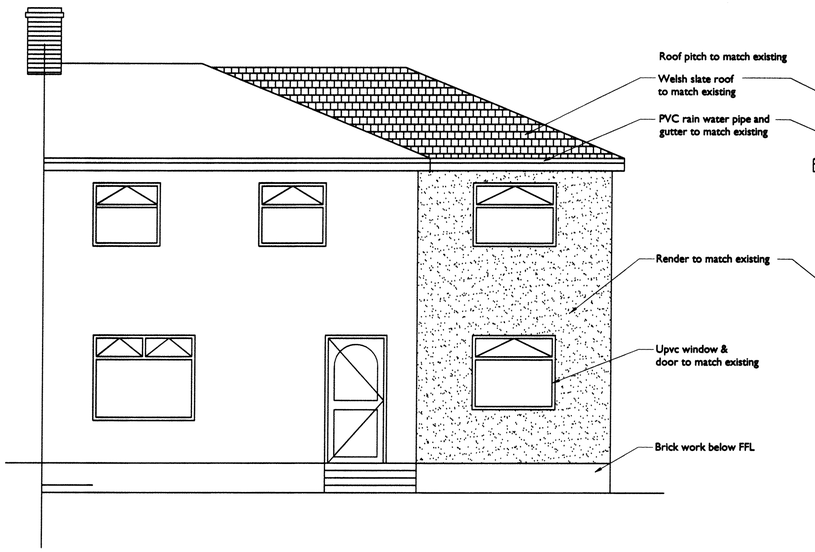

FRONT ELEVATION

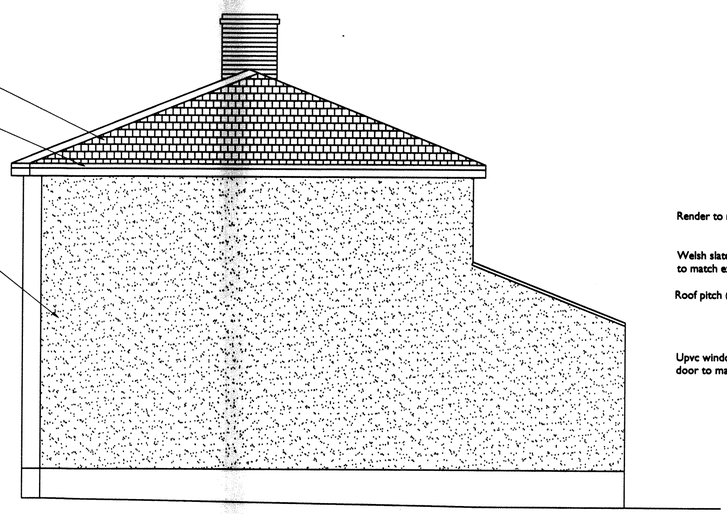

SIDE ELEVATION

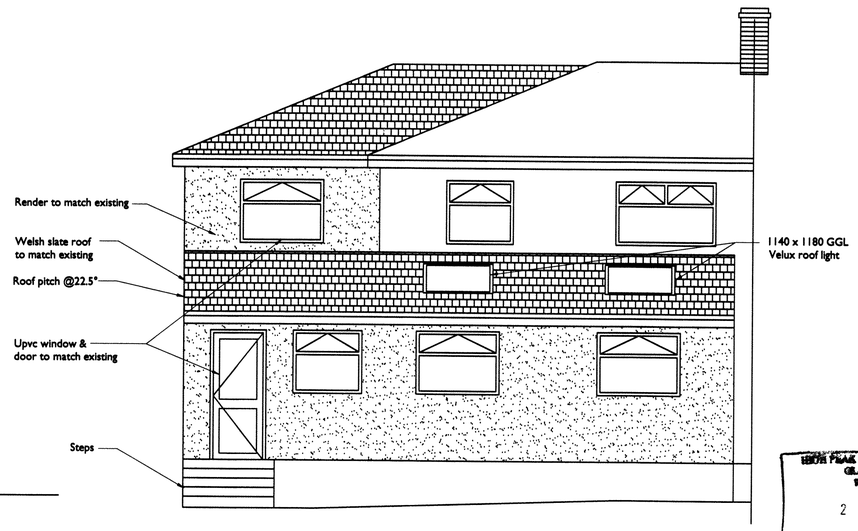

REAR ELEVATION

HIGH PEAK BOROUGH COUNCIL
GLOSSOP SITE
RECEIVED
2 JUN 2012
FILE REF
RESULT REQUIRED

0 1 2 3 4 5
scale bar 1:50

Project: 7 Dolby Road, Buxton, SK17 9PW		
Client: Mr C Chapman		
Drawing Title: Proposed Plans & Elevations		
Scale: 1:50 @ A1	Date: 13.11.12	Drawn: AJS
Job No: 1011	Drawing No: AL(0) 02	Revision: