

ITEM 01 (Qty 1)


Ref: Special

Opal acylic panel with face applied
full colour digital print.

Illumination N/A

Bracketwork N/A

Scale 1:20



Sign colours

Pantone 294C

Pantone 299C

Pantone 1795C

NCS 4005 Y50R

Oracle 751C-090

typefaces

house name & secondary text -
FS Albert Bold

ITEM 02 (Qty 1)

Ref: TLE 09 Special

Symbol

An internally illuminated flex face box displaying
full colour dreamscape to face. Complete with LED lighting.
Letters

A set of built up satin stainless steel letters.

Complete with white LED halo illumination.

To be mounted on shadow backs to match background.


Shadow backs to extend 40mm around letters.

Illumination as above

Bracketwork Runner bars painted to match building

Cap Height 800 mm

Scale 1:50



ITEM 03 (Qty 1)

Ref: TLE 09 Special

Symbol

An internally illuminated flex face box displaying
full colour dreamscape to face. Complete with LED lighting.
Letters

A set of built up satin stainless steel letters.

Complete with white LED halo illumination.

To be mounted on shadow backs to match background.


Shadow backs to extend 40mm around letters.

Illumination as above

Bracketwork Runner bars painted to match building

Cap Height 800 mm

Scale 1:50



Travelodge. **Glossop.** Howard Town Mill, Victoria Street, Glossop, Derbyshire, SK13. **76432 (Rev H)** 13/06/12 - JM - Changed ITEM's 02, 03 & 04 to stainless steel, ITEM 05 new entrance


Copyright : The above designs and illustrations are intended solely for, and should only be used by, those to whom this design specification is addressed. The contents are strictly private and confidential. Any form of reproduction, dissemination, copying, disclosure, modification or distribution is strictly prohibited without the prior written consent of **Ashleigh Signs Ltd** (Company Number : 1325080) whose registered address is Ashleigh House, Marsh Street, Rothwell, Leeds. LS26 0AG

Phone +44 (0) 113 2828292 **Fax** +44 (0) 113 2829155 **www** .ashleighsigns.co.uk

ashleighsigns.co.uk

ITEM 04 (Qty 1)
Ref: TLE 09 Special

Symbol
An internally illuminated flex face box displaying full colour dreamscape to face. Complete with LED lighting.
Letters
A set of built up satin stainless steel letters.
Complete with white LED halo illumination.
To be mounted on shadow backs to match background.
Shadow backs to extend 30mm around letters.
Illumination as above
Bracketwork Runner bars painted to match building
Cap Height 485 mm
Scale 1:50



ITEM 05 (Qty 1)
Ref: Special

A single sided fascia sign with white halo illuminated letters to the face.
Illumination LED
Bracketwork N/A
Scale 1:20



ITEM 06 (Qty 1)
Ref: Special

Opal acylic panel with face applied full colour digital print.
Illumination N/A
Bracketwork N/A
Scale 1:20

