164 LIGHTWOOD RD, BUXTON - AS PROPOSED 1:50

GROUND FLOOR PLAN - 1:50

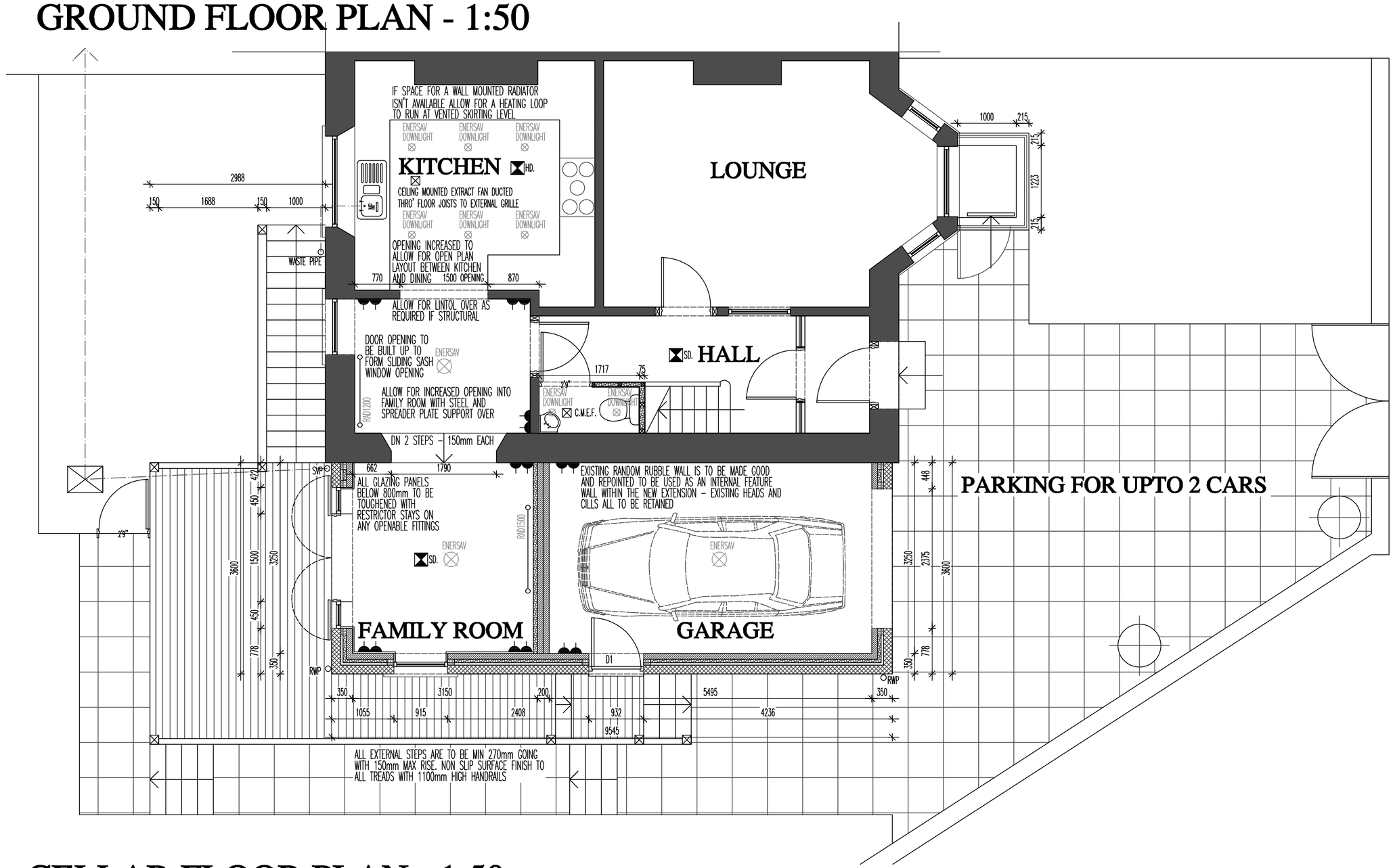

FIRST FLOOR PLAN 1:50

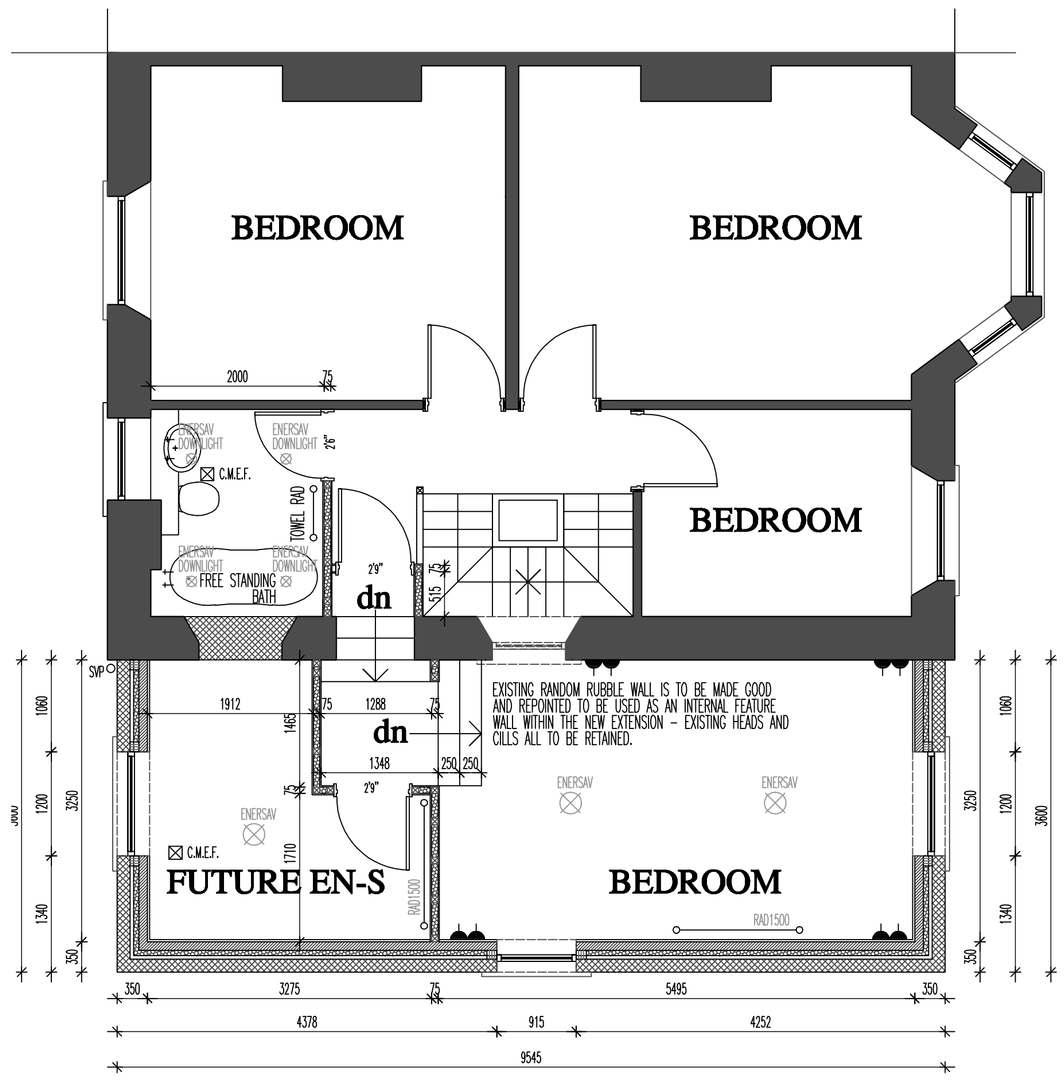

CELLAR FLOOR PLAN - 1:50

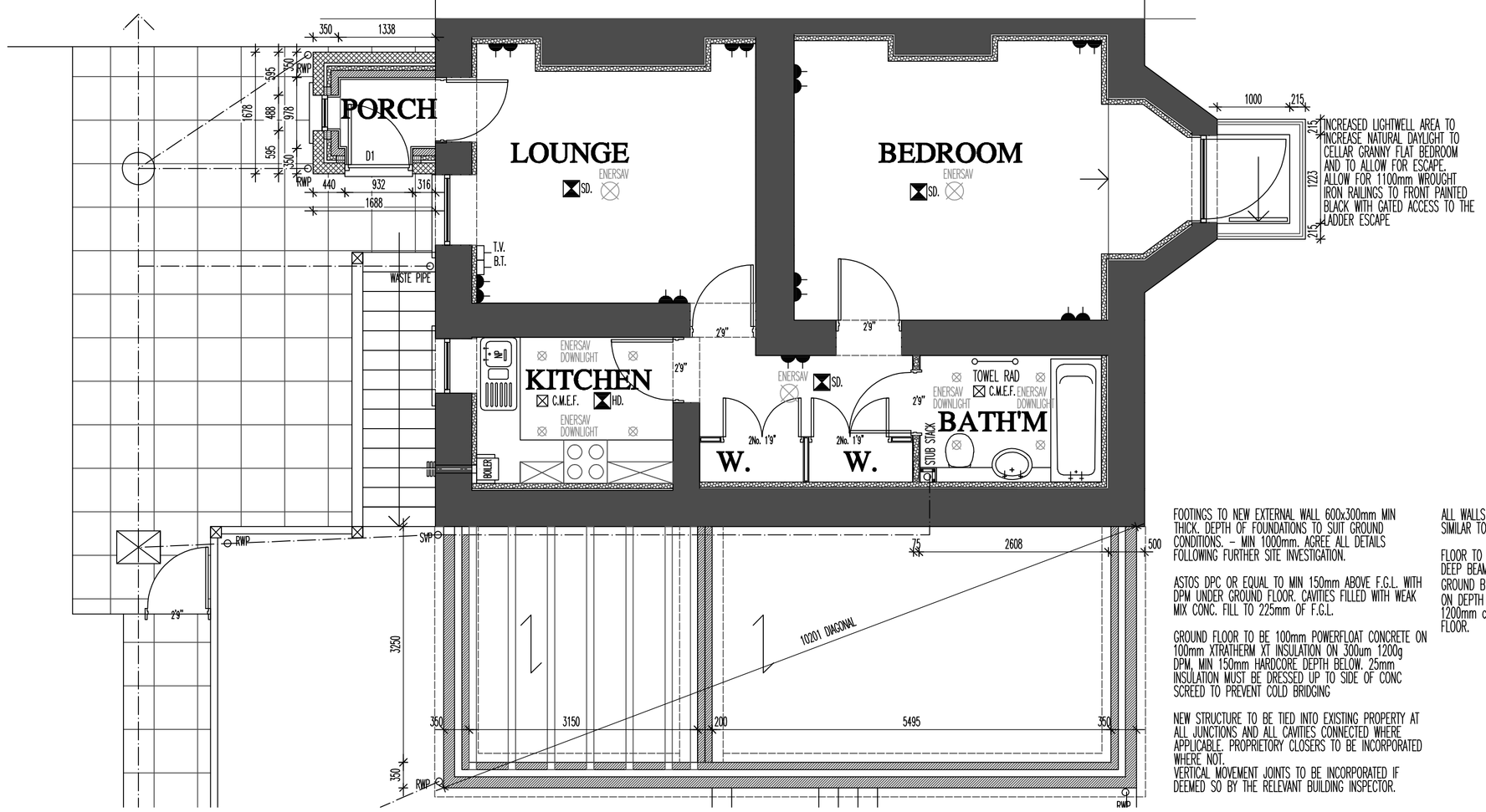

FOOTINGS TO NEW EXTERNAL WALL 600x300mm MIN THICK. DEPTH OF FOUNDATIONS TO SUIT GROUND CONDITIONS. - MIN 1000mm. AGREE ALL DETAILS FOLLOWING FURTHER SITE INVESTIGATION.

ASTOS DPC OR EQUAL TO MIN 150mm ABOVE F.G.L. WITH DPM UNDER GROUND FLOOR. CAVITIES FILLED WITH WEAK MIX CONC. FILL TO 225mm OF F.G.L.

GROUND FLOOR TO BE 100mm POWERFLOAT CONCRETE ON 100mm XTRATHERM XT INSULATION ON 300um 1200g DPM, MIN 150mm HARDCORE DEPTH BELOW. 25mm INSULATION MUST BE DRESSED UP TO SIDE OF CONC SCREED TO PREVENT COLD BRIDGING

NEW STRUCTURE TO BE TIED INTO EXISTING PROPERTY AT ALL JUNCTIONS AND ALL CAVITIES CONNECTED WHERE APPLICABLE. PROPRIETORY CLOSERS TO BE INCORPORATED WHERE NOT.
VERTICAL MOVEMENT JOINTS TO BE INCORPORATED IF DEEMED SO BY THE RELEVANT BUILDING INSPECTOR.

ALL WALLS BELOW DPC LEVEL ARE TO BE 7N HEMILTE OR SIMILAR TO MATCH BLOCKWORK ABOVE.

FLOOR TO THE FAMILY ROOM AREA IS TO BE A 225mm DEEP BEAM AND BLOCK CONSTRUCTION WITH A 150mm GROUND BEARING SLAB TO THE GARAGE AREA. (DEPENDING ON DEPTH OF FILL). ALLOW FOR TELESCOPIC VENTS AT 1200mm ctrs FOR RADON PURPOSES TO VENT THE SUB FLOOR.

SECOND FLOOR PLAN - 1:50

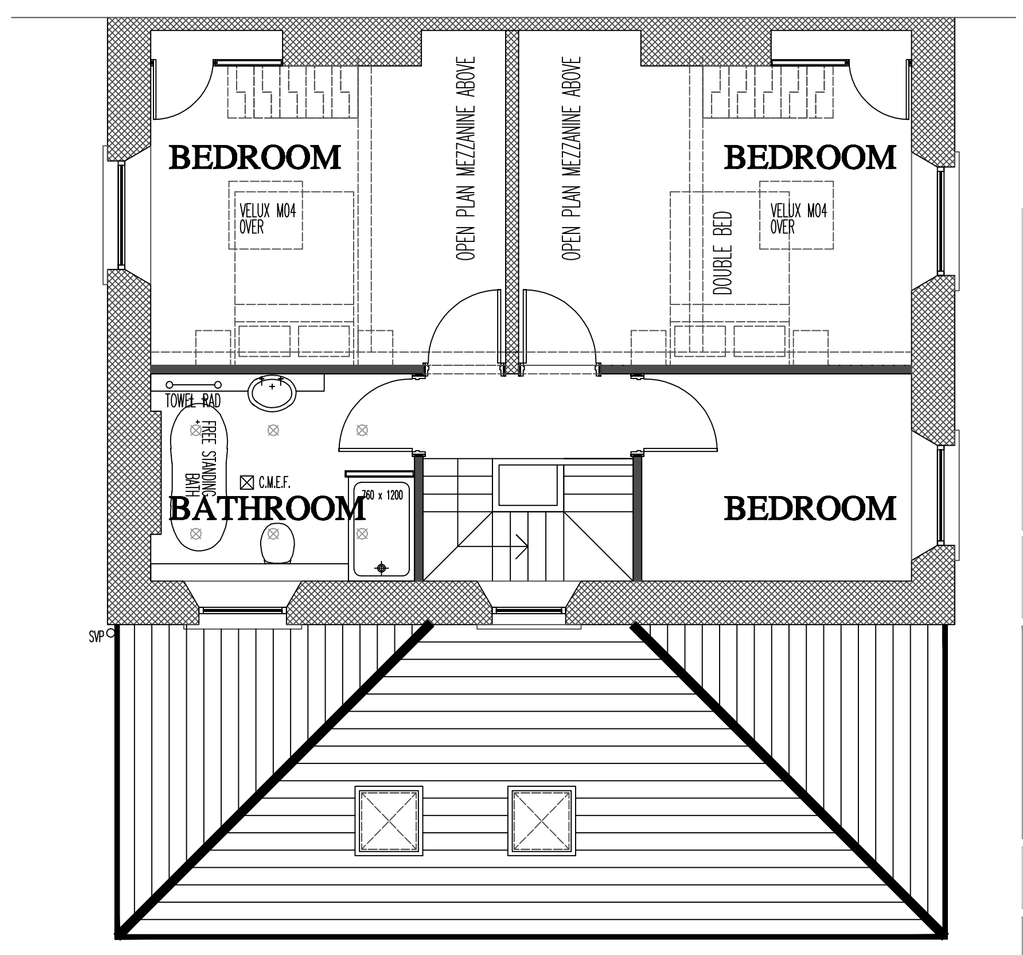

REVISIONS:

PROPOSED DRAWINGS
BUXTON
164 LIGHTWOOD ROAD

SCALE: 1:50 | DATE: MARCH'12 | DRAWN: AJS | CHECKED: AJS

©THIS DRAWING AND THE BUILDING WORKS DEPICTED ARE THE COPYRIGHT OF AJS ARCHITECTURE AND MAY NOT BE REPRODUCED OR AMENDED EXCEPT BY WRITTEN PERMISSION. NO LIABILITY WILL BE ACCEPTED FOR AMENDMENTS MADE BY OTHER PERSONS.
DO NOT SCALE THIS DRAWING, USE FIGURED DIMENSIONS ONLY, IF IN DOUBT ASK.

A.J.S ARCHITECTURE
32 carr road.
buxton.
derbyshire.
sk17 6wf.
h: 01298 26062
m: 07794 400237

DRAWING No: PROPOSED 01

B REGS COMPLIANT