






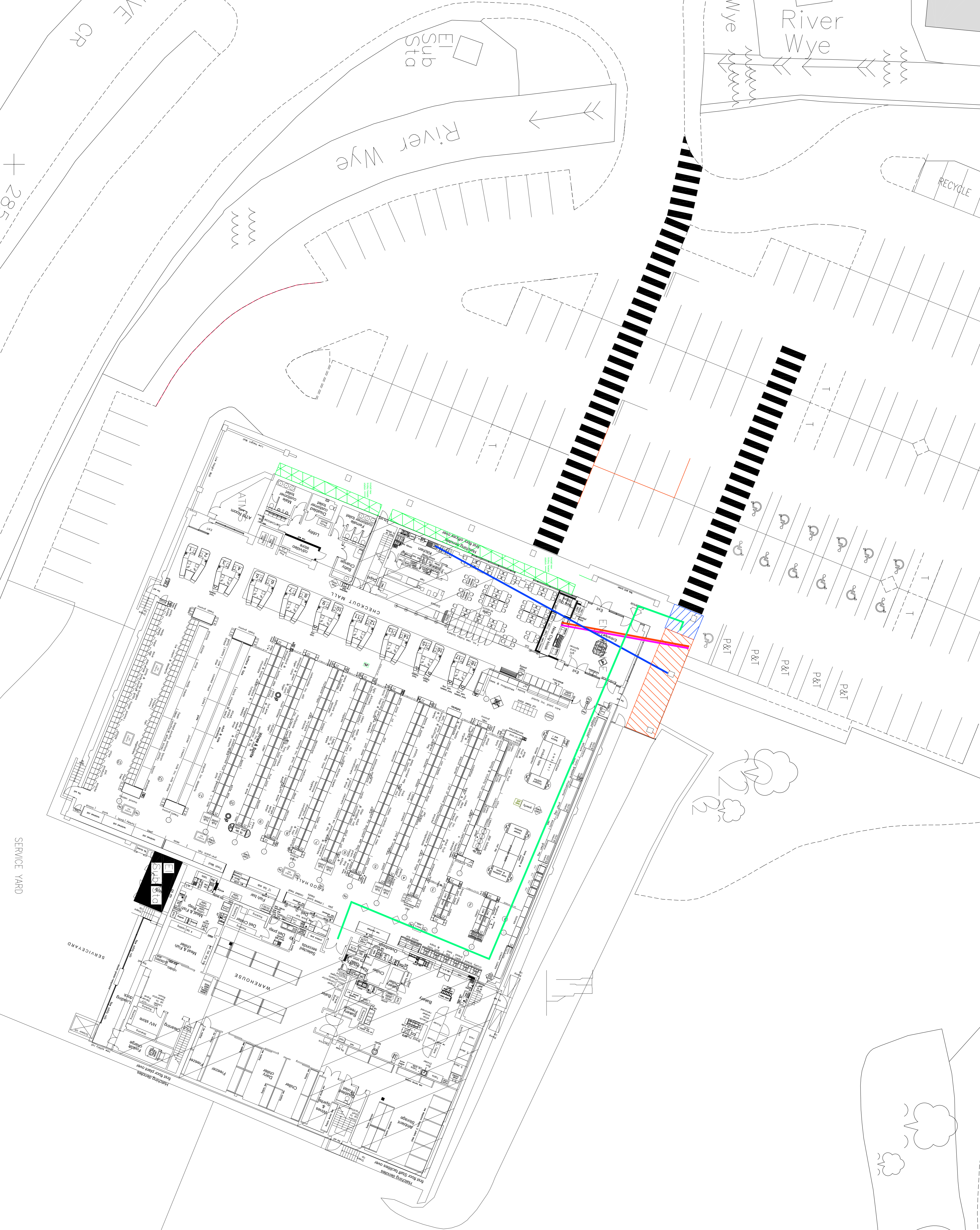


All dimensions to be verified on site and report any discrepancies in writing to Styles & Wood before proceeding with work. All dimensions should read from those values stated in text on the drawing.

All area dimensions are approximate and can only be verified by a detailed survey of the completed building. Any decisions to be made on the basis of area information shown on this drawing should include allowances for the increases and decreases inherent in the design development and building processes.

NOTES:

-  Proposed Garden Centre footprint
-  Proposed seasonal extra footprint
-  Proposed trolley relocation areas
-  Access route for stock from warehouse
-  Power installation route
-  Water installation route
-  Data/CAT5 installation route



Rev	Date	Amendment
C	20.01.12	Construction Issue.
B	08.01.12	Service routes shown, (EH)
A	12.12.11	Location change, LCH

Address  
**Buxton - 208**  
**Bakewell Road**  
**Buxton**  
**SK17 9TB**

**M**  
**MORRISONS**

**S&W Design**  
 Aspect House  
 Manchester Road  
 Atherstone WA14 5PG  
 T: +44 0 161 926 8000  
 F: +44 0 161 926 8001  
 www.aspectsandwood.co.uk

Drawing Title  
**Overview**  
**Canopy**

Drawing No. **D9548-047-001**

Scale @ A1  
 1:200

Date  
 12.12.11

Originator  
 LCH

Checked  
 XXX

Authorised  
 XXX

Status  
**CONSTRUCTION**

Rev  
 C