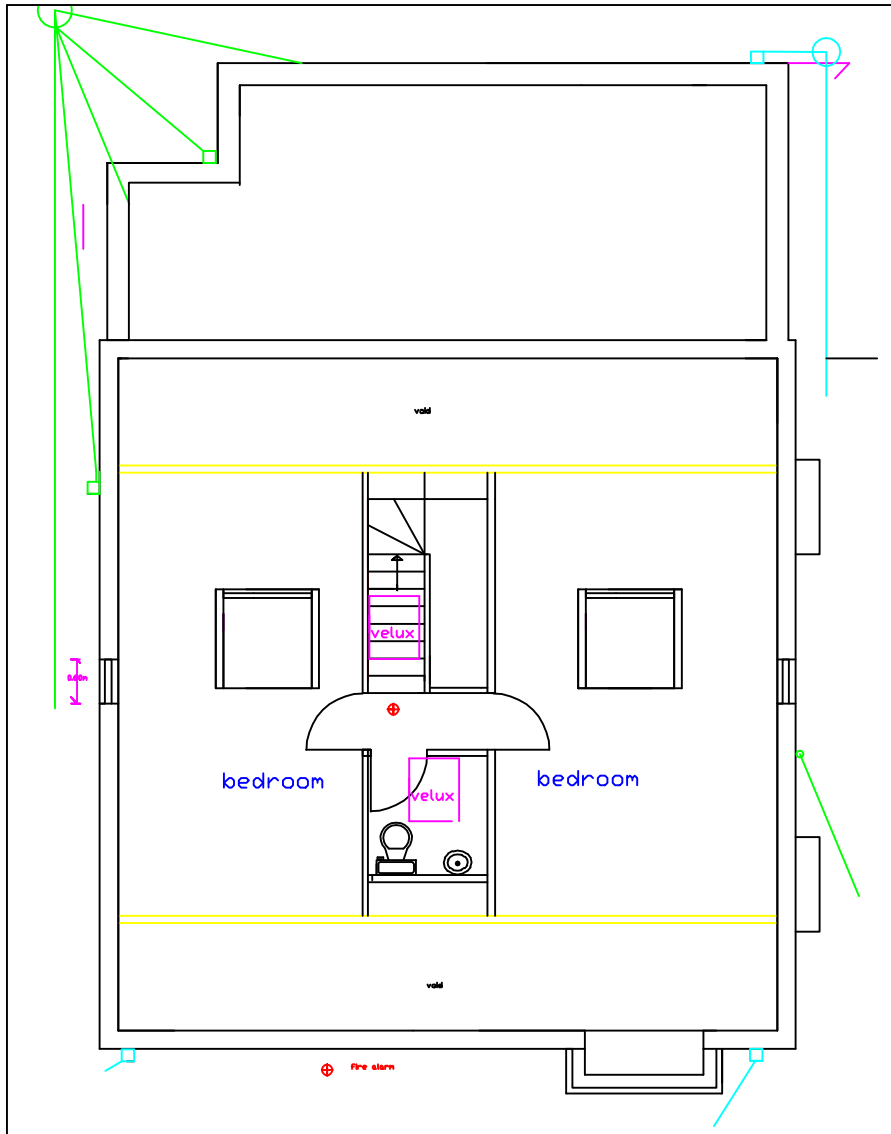

EXISTING
FIRST FLOOR
1:100

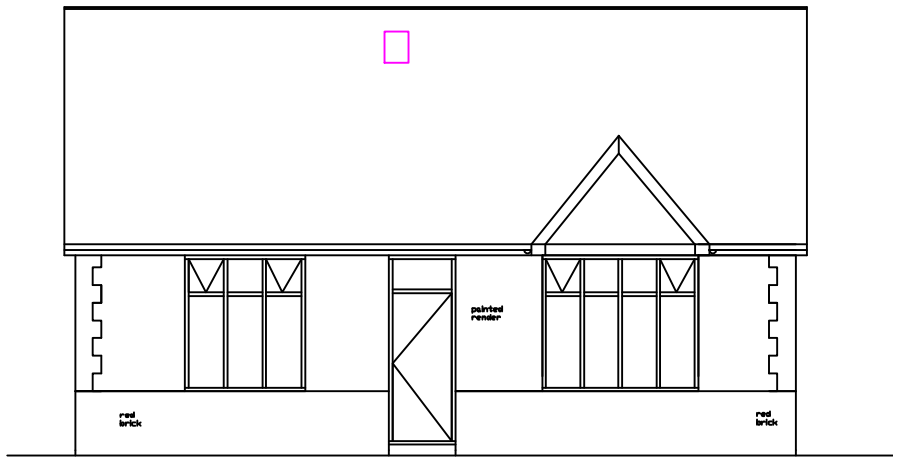

EXISTING
FRONT VIEW
1:100

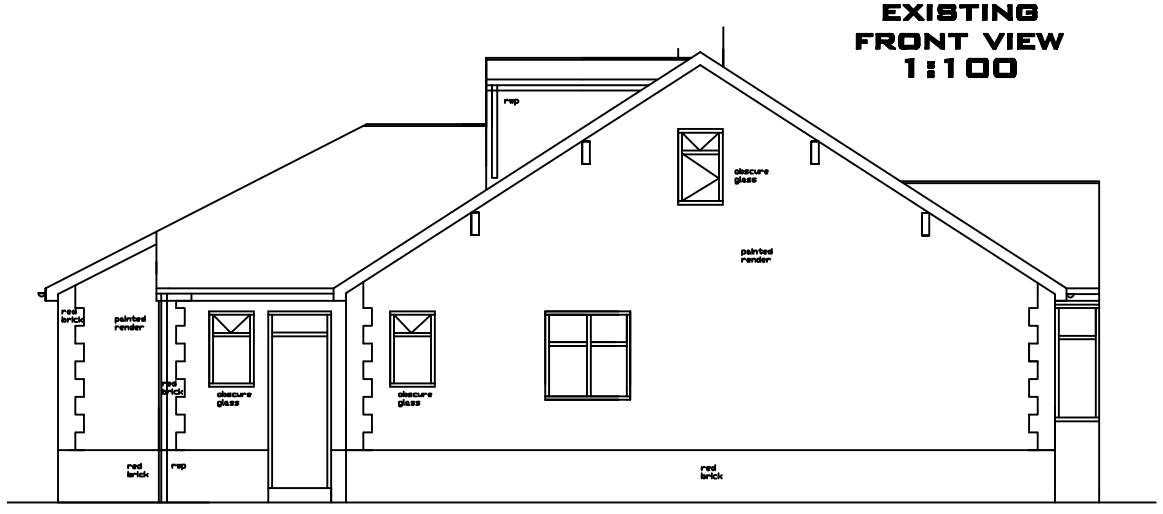

EXISTING SIDE
VIEW B
1:100

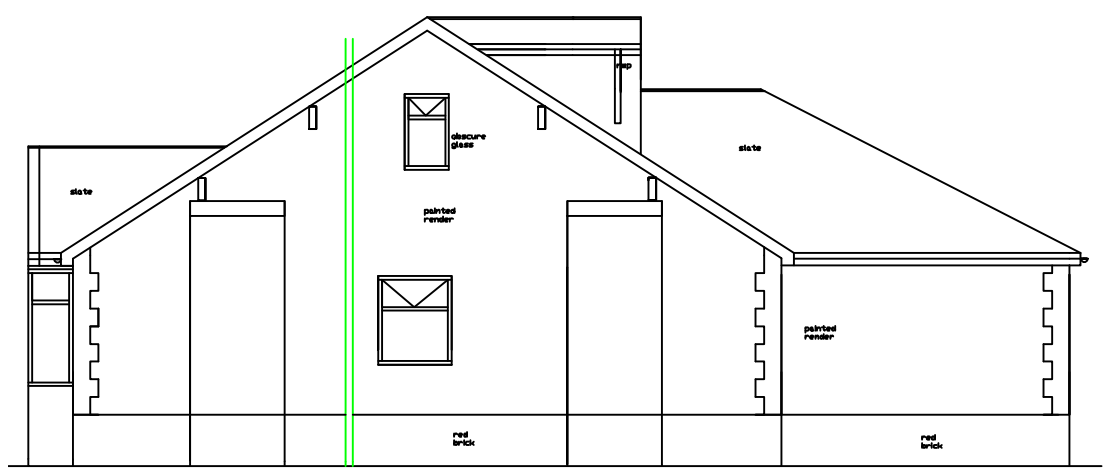

EXISTING SIDE
VIEW A
1:100

ELECTRICAL WORKS BY A COMPETENT PERSON SCHEME MEMBER:
All wiring and electrical works to be designed, installed, inspected and tested in accordance with the requirements of BS 7671, the IEE 17th edition wiring guidance and Building Regulation Part P (Electrical Safety) by a member of the O.D.P.M Competent Person Scheme.
AND The competent person is to send to the Local Authority a 'Self-certification Certificate' within 30 days of the electrical works completion. Client must receive both a copy of 'Self-certification Certificate' and a BS 7671 Electrical Installation Test Certificate. All sockets at minimum 450mm height all switches maximum 1.200metres provide a max 25 % normal wattage fitting as required
All works carried out by NICEIC / ECA .Electrical works lighting and switches to new cloak layout to distribution board with a 5 amp switch13amp switched double sockets , , back to the distribution board via 32 amp switch as required . Fire /smoke alarm fitted first floor landing and ground floor, etc. smoke alarm to kitchen all interconnected into a hard wired separate circuit as required and back to the 5 amp switch as required. Along with a battery backup .Mechanical extract from cloak 15 litres / second
WINDOWS AND DOORS AND EXTERNAL UPVC PRODUCTS.
All new windows and doors .fully draft proofed and double glazed in Opti white outer pane,16mm Argon filled double-glazingwith an aluminium spacer bar with an inner pane of low emissityK glass to give Uvalue 1.6 w/m2 k (or window energy rating Band C -certificates of compliances to be be provided too Building Control . as required. Rooms to have 1/20th opening light to floor area. All units to have 8,000 square mm of trickle ventilation. Any Velux windows to have low E coating as well Critical / safety Glazing to below 800mm cill heightand within 300mm of door way opening etc. and to all doors to have toughened /laminated safety glass to BS 6206.Fire escape windows to be 0.33square meter and 450mm clear opening at min 800mm high and maximum 1.100m above floor level.Willets trickle vents, fitted in accordance with manufacturer's instructions with open able vent areas of 8,000mm2 &4,000mm2 to habitable and non habitable rooms , 2 window ,s as required,any new Rainwater 100mm gutters and 75 mm rain water pipes to be UPVC include all brackets' offsets and stop end . Any new drainage to be 100mm hep sleeve with flexible joints lay to self cleansing falls 1:40 and back filled with 5 mm pea gravel all as agreed with building control all connected into the existing separate system Any B.I Gullies to be rod able. Provide new radiator connected to the existing central heating system; any radiators to have thermostatic radiator valves to the new/ relocated radiators as required. All gas works carried out by gas safe approved engineers / contractors only. Internal plumbing
50mm wastes pipes to sink and combined drain connections 38mm basin with 75mm deep seal traps any drains 100mm hepsleeve to self cleaning falls 1:40 back fill with 5mm pea gravel
Maintain separate drainage system. as required

Date Rev

project:
HIGH PEAK BOROUGH COUNCIL
PLANNING AND BUILDING CONTROL APPLICATION

client:
MELVIN &VIVIEN BURDEKIN,
281,HADFIELD ROAD ,
HADFIELD,
GLOSSOP,
DERBYSHIRE ,
SK13 2ER
TEL01457852929

Plans Drawn.
tel.no .07952934281
07856609593
email, Bawinterbottom @aol.com
www.plansdrawn.org

drawing title:
PROPOSED PROPOSED FRONT DORMER

date:
JAN. 2012

drawn:
DRW

project no.
HR281

drg. no.
04

rev.