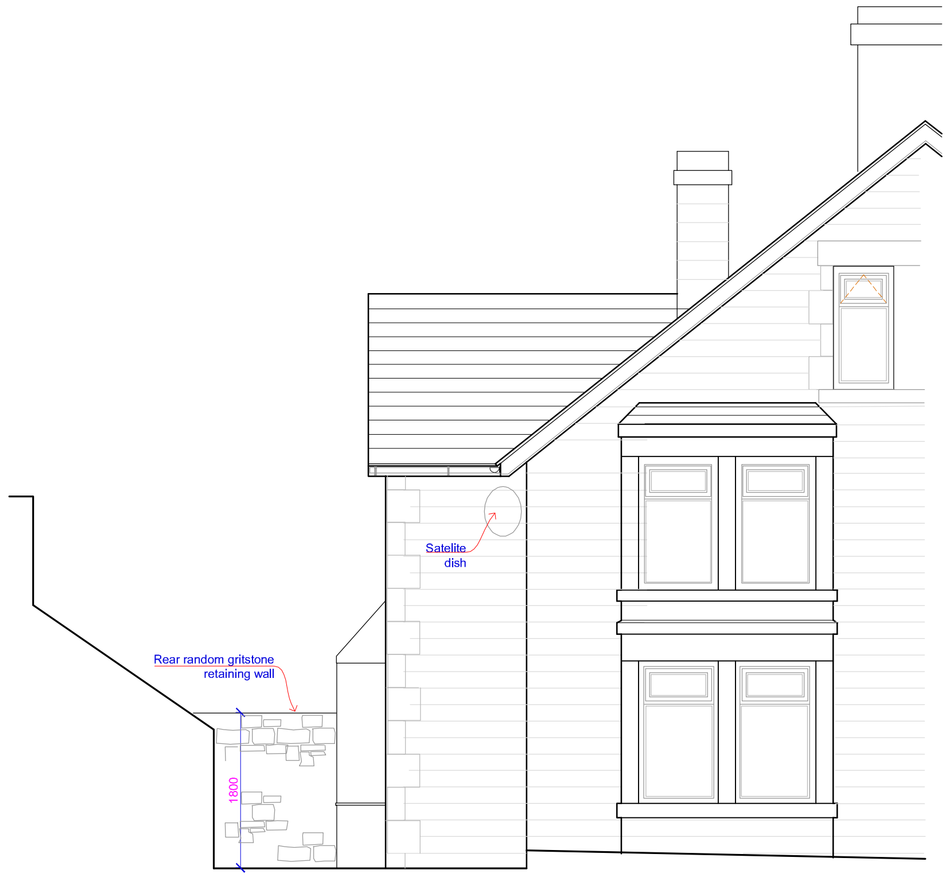

PROPOSED FRONT ELEVATION

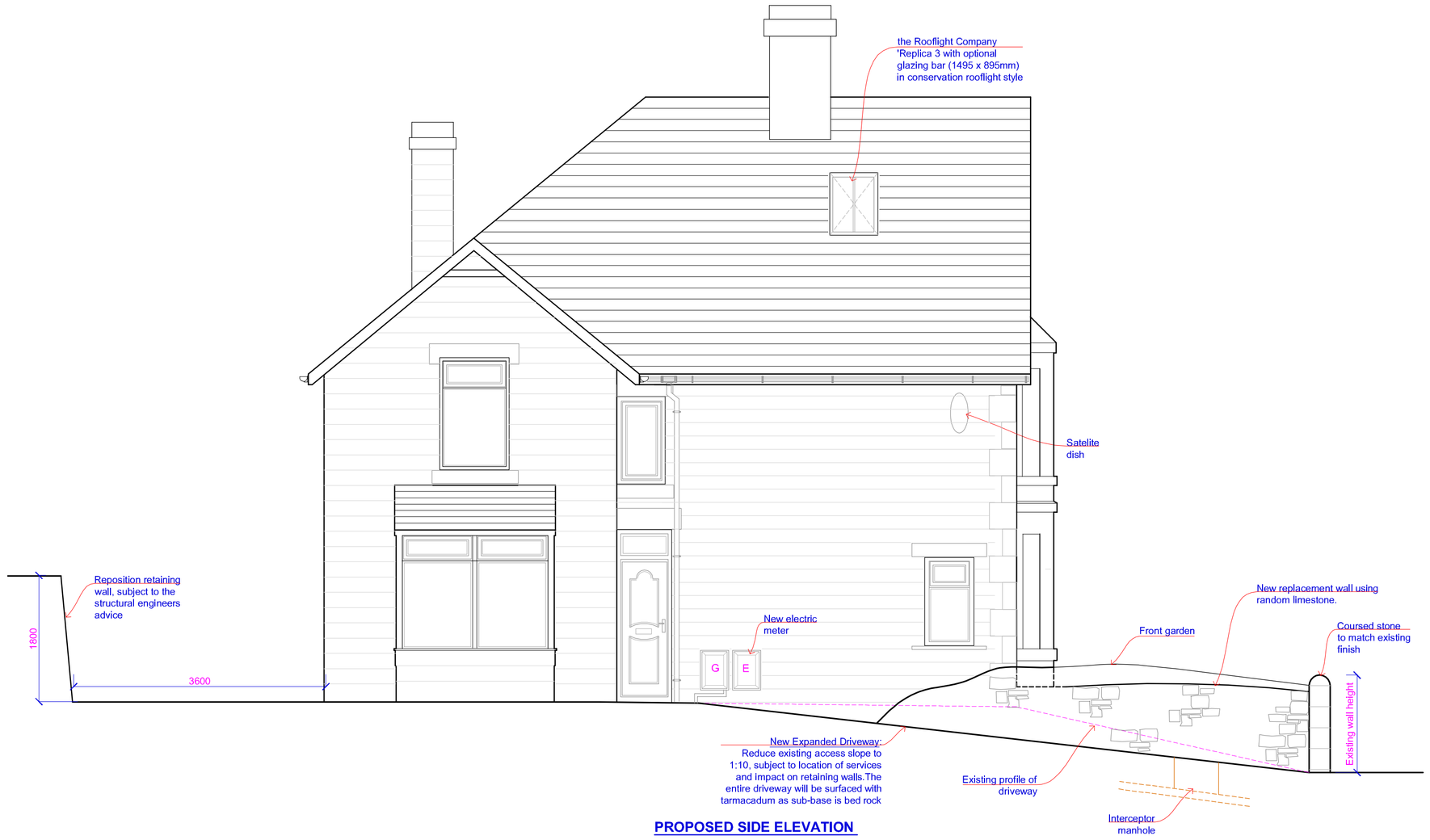

PROPOSED SIDE ELEVATION



PROPOSED REAR ELEVATION

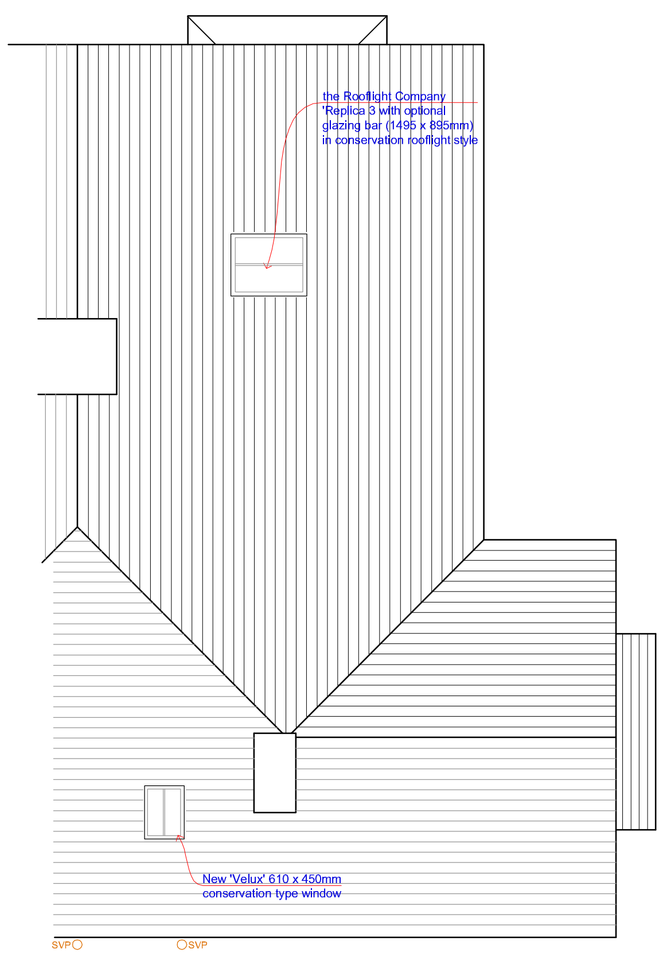

PROPOSED ROOF LAYOUT

LEGEND

- Foul Drain
- Surface Water Drain
- Boundary
- Joist Direction
- Stud partition
- Block partition
- SVP — Soil and Vent Pipe
- RWDP — Rainwater downpipe
- R — Radon extractor pipe
- Ceiling height

General Notes:

THIS DRAWING SHALL NOT TO BE COPIED WITHOUT THE WRITTEN APPROVAL OF PEAK DRAWING AND DESIGN LTD AND THE DRAWING SHALL BE CONSIDERED AS COPYRIGHT. NO PDF OR .DWG FILES WILL BE ISSUED AS PART OF THIS PROJECT. THIS DRAWING SHALL NOT BE SUBMITTED TO/OR ACCEPTED BY ANY PUBLIC OR PRIVATE AUTHORITY IN RESPECT OF LOCAL AUTHORITY APPROVALS WITHOUT THE WRITTEN AUTHORITY OF PEAK DRAWING AND DESIGN LTD.

No.	Revision/Issue	Date
C	limestone retaining wall amendment	25/11/11
B	Client amendments (email 14/11)	14/11/11
A	Client amendments (email 26/10)	26/10/11

0 0.5 1 2 3

Peak Drawing and Design Ltd

Lark's Rise
The Duke's Drive
Ashford in the Water
Bakewell
Derbyshire
DE45 1QQ

Tel: 01629 815667
Email: pdd808@hotmail.co.uk

Client:
Mr and Mrs C Swapp
17 Holker Road
BUXTON
Derbyshire
SK17 6QN

Scale: 1:50.

Date: 21/10/2011

Project: Alterations

Sheet: 2110/11/04C

Details: Proposed Elevations and Roof Layout

© Peak Drawing and Design Ltd