PLAN

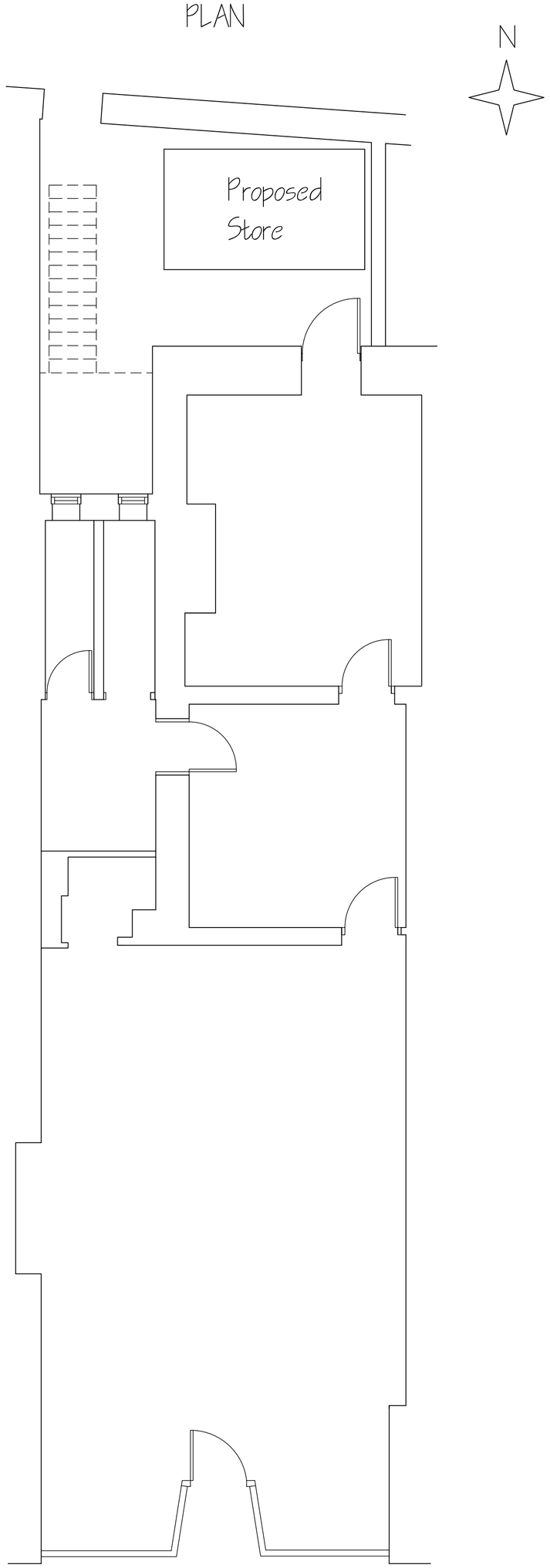

FRONT ELEVATION



STORE FRONT ELEVATION & SECTION

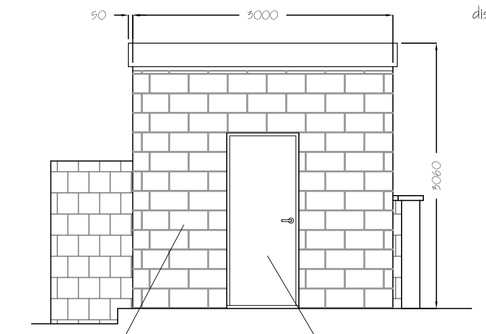

100mm fairfaced dense concrete block with 1 mist coat and 2 fullcoats of masonry paint finish (colour TBA)

High security doorset, contractor to provide details. Use standard duty 'L' lintel over opening to support blockwork.

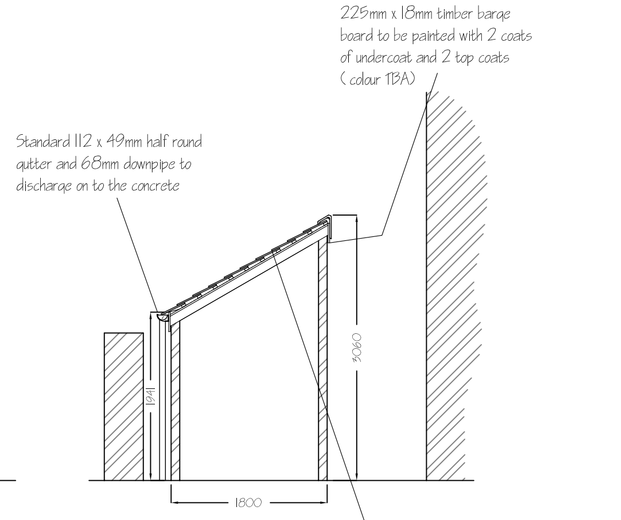

100mm x50mm treated timber joists at 600mm centres with 18mm WDP plywood sheeting fixed to joists and vapour permeable underlay laid over. 50mm x 25mm treated timber battens to be fixed at centres to suit new slates. Slates are laid on the battens in a 'brick bond' pattern, i.e. with the joints between them aligned with the centre of the slates above and below, and with about 5mm between the sides.
Provide and fit natural slate with a double lap covering, and a minimum headlap of 90mm. The lowest row of slates at the fascia board is made up of shorter slates to provide the double lap for the first row of full ones, the lower edges of these short slates and the first row of full slates should be the same. The top row of slates at the ridge is also made up of half slates to give the next row down a double lap. The top edge of the second row down must be at a level where it will be covered by the ridge tile. Universal Angle Monoridge Tiles in Slate Grey, to be fitted along the ridge with Universal Angle Block End Monoridge Tiles at the ends. Fit Ambi-Dry Verge System along the verge at both sides. The eaves is to be mortar pointed with a 6:1 mix.

REAR ELEVATION (inside boundary wall)

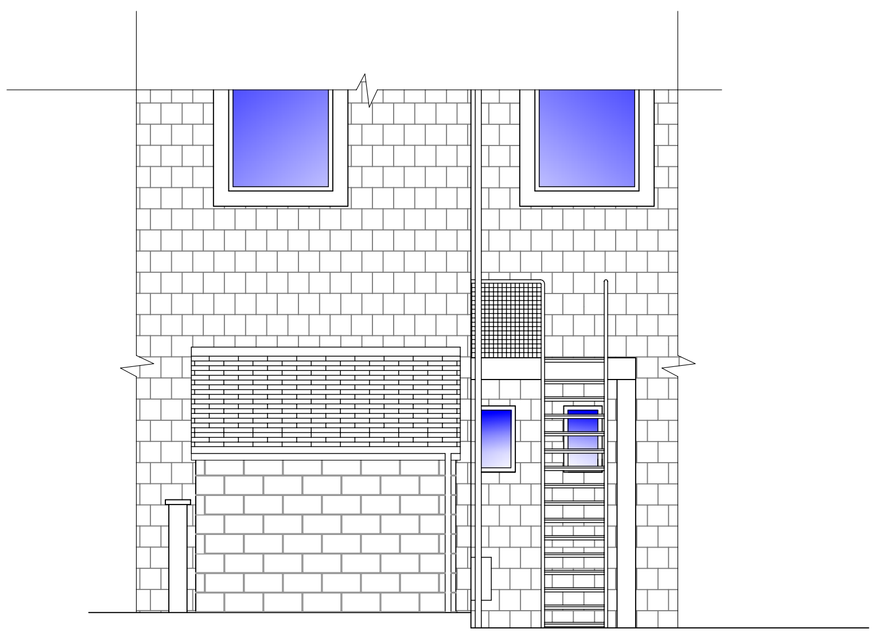

REAR ELEVATION (outside boundary wall)

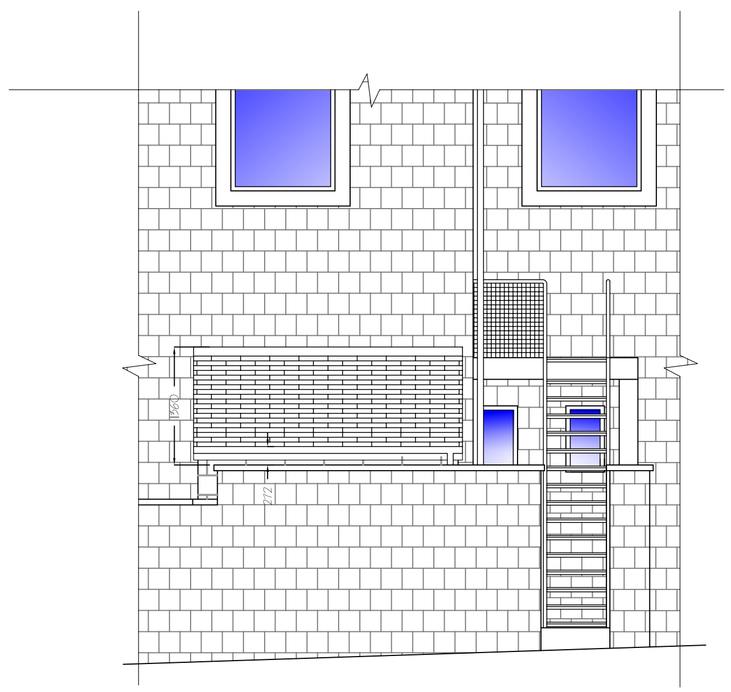

Date	Amended
Drawing Approved By	Suggested Amendments

Revisions :

Oxfam

BUILDING SURVEYORS OFFICE
2ND FLOOR
BARNBY HOUSE
BARNBYGATE
NEWARK
NOTTS
NG24 1PZ
Tel 01636 611566
Fax 01636 610056

JOB

External Store

DRAWING TITLE

Proposed Plans & Elevations

SITE

93 Spring Gardens, Buxton. SK17 6BP

SCALE @ A1	DATE	DRAWN
1: 50	July 11	PJR

CAD REF:

Buxton planning 2011.dwg

DRAWING NUMBER:	REV:
OxBuxton/ 02	B