THIS DRAWING IS NOT TO BE COPIED OR REPRODUCED
WITHOUT THE PRIOR WRITTEN CONSENT OF PLANMART LTD.

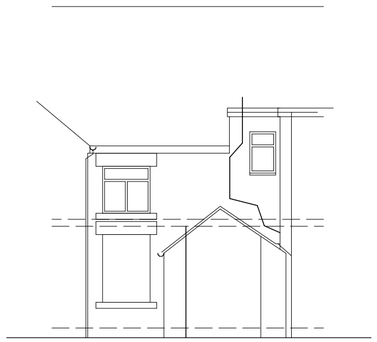

Existing rear elevation.

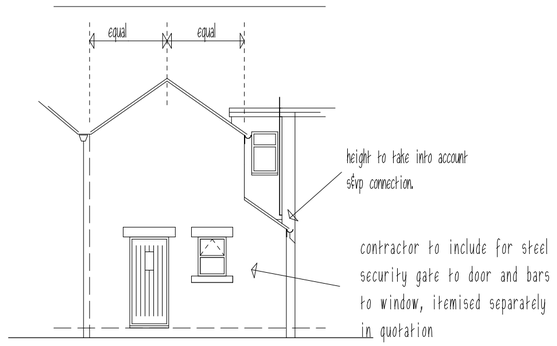

Proposed rear elevation.

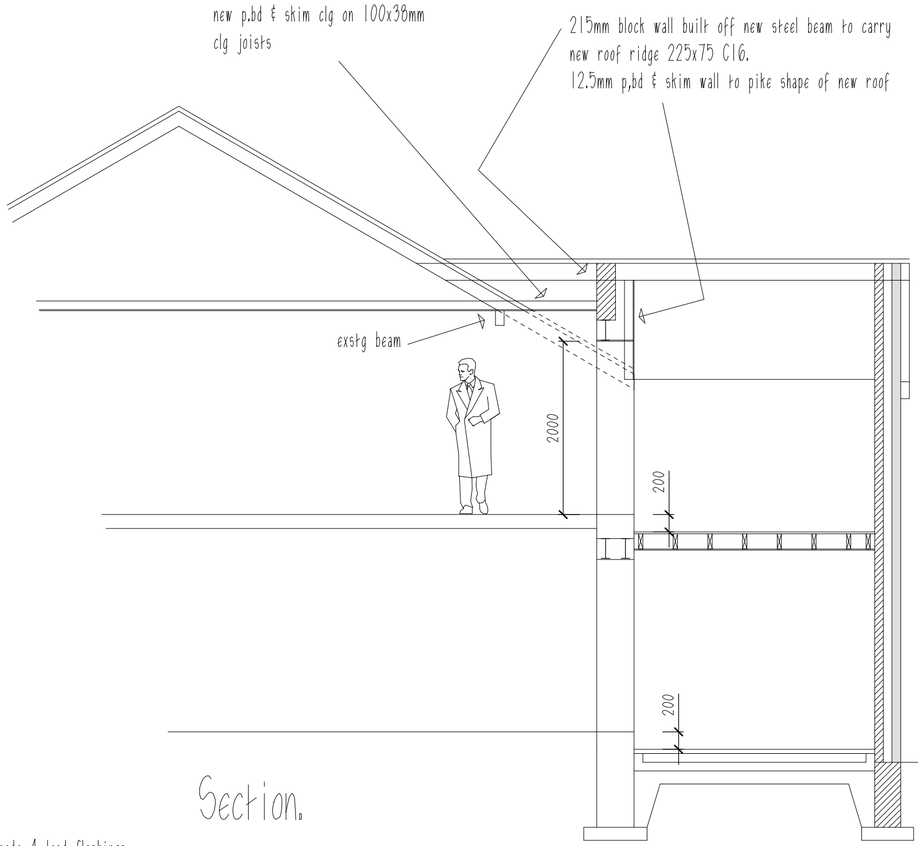

Section.

New roof:
Marley Modern conc interlocking tiles (roof pitch 35°) on 38x25mm battens on breathable membrane on
counter battens on 150x50mm C16 timber rafters @ max 400mm ctrs birds mouthed and spiked to
100x75mm timber wallplate, strapped to int skin of new masonry (see also sep note for other side) as detail.
225x75mm C16 ridge.
valley gutters formed at junction with exstg roof as detail. leave min 50mm air gap from dpm and install 65mm Kingspan insulation between rafters then staple Superquilt 14 to u/side of rafters
and underdraw in 12.5mm pbd & skim on 50x25mm battens.
double up rafters to trim out velux rooflight.
form up valley gutter where new roof meets cav masonry as detail with code 4 lead flashings and soakers linked to cav tray dpc.
PVCu fascias and barge boards, black plastic gutter.

new rafters birds mouthed and spiked to new 100x75mm timber wallplate strapped to exstg masonry as detail/shown
new valley gutter formed as detail into exstg rwp..

exstg sfvp to adjoining premises to be re-sited onto party wall, to terminate min 900mm from window opng light.

65mm rwp from new roof to discharge onto new roof.

lean-to section of roof to be made up as main roof, code 4 lead flashings and soakers linked to cavity tray dpc where new roof meets masonry.
top of rafters birds mouthed and fixed to continuous timber runner bolted to masonry as detail.
flat ceiling formed in 100x50mm joists @ 400mm ctrs with 100mm quilt insulation laid between and 150mm quilt laid over @ 90°, then underdraw with 12.5mm p,bd & skim.
valley gutter formed as detail with code 4 lead flashings and soakers linked to cav tray dpc to exstg cav party wall and to exstg back wall.

Chamber floor:
22mm flooring grade chipboard on 170x50mm C16 timber joists @ max 400mm ctrs. underdrawn with two layers 12.5mm Fireline p,bd & skim, with quilt insul. etc as notes.
Steel beams to be encased in two layers 12.5mm Fireline p,bd & skim.

Valley gutters to have 50mm stepped weirs to reduce lead length to less than 1.75m

new ground floor:
50mm sand cement screed on 100mm conc slab on 100mm Kingspan insulation with return ends on visqueen 2000 dpm linked to dpc in walls on 150mm sand blinded well consol selected hardcore.

Section.

new strip conc found to new wall to wrap around exstg found to party wall as shown.

REVISIONS:
A. Notes added. 7.4.11.
B Struct info added. 11.4.11
C. Rear door altered. 26.4.11

PLANMART

Client:
Sarah Woolley,
Bay Tree Bookshop, High St. West, Glossop. SK13

Project:
Proposed two storey rear extension.

Title:
Proposed elevations, sections and details.

Scale: 1:50 & 1:100	A2 sheet.
Drawn: MH	Date: FEB 2011
Project no.: 2376	Drawing no.: 2376-3C

PLANMART LIMITED
53A High St. West, Glossop,
Derbyshire SK13 8AZ.
Tel: 01457 863153 E mail: planmart@btconnect.com