HPN 2011 / 0117

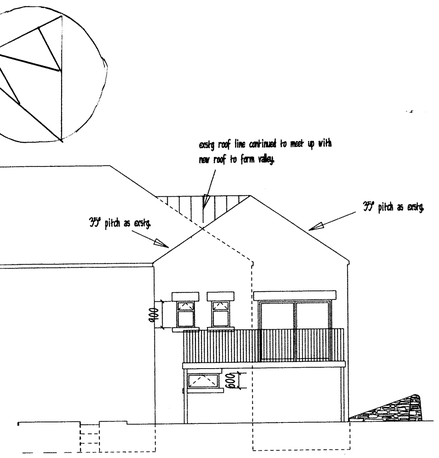

Rear elevation.

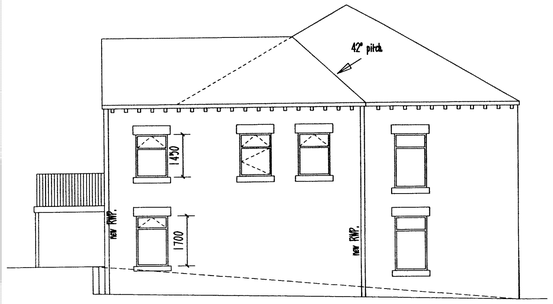

Side elevation.

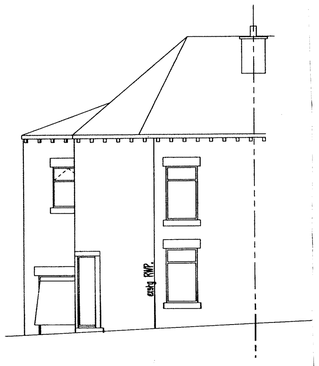

Front elevation.

SITE LOCATION PLAN

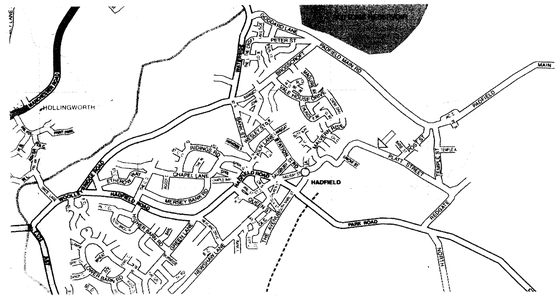

Spike nogging in place & provide and fix M305 batstraps over min. 3 No. joists after fixing packing between wall line joist as shown. Fix straps at 1000mm ctrs or as instructed on site.

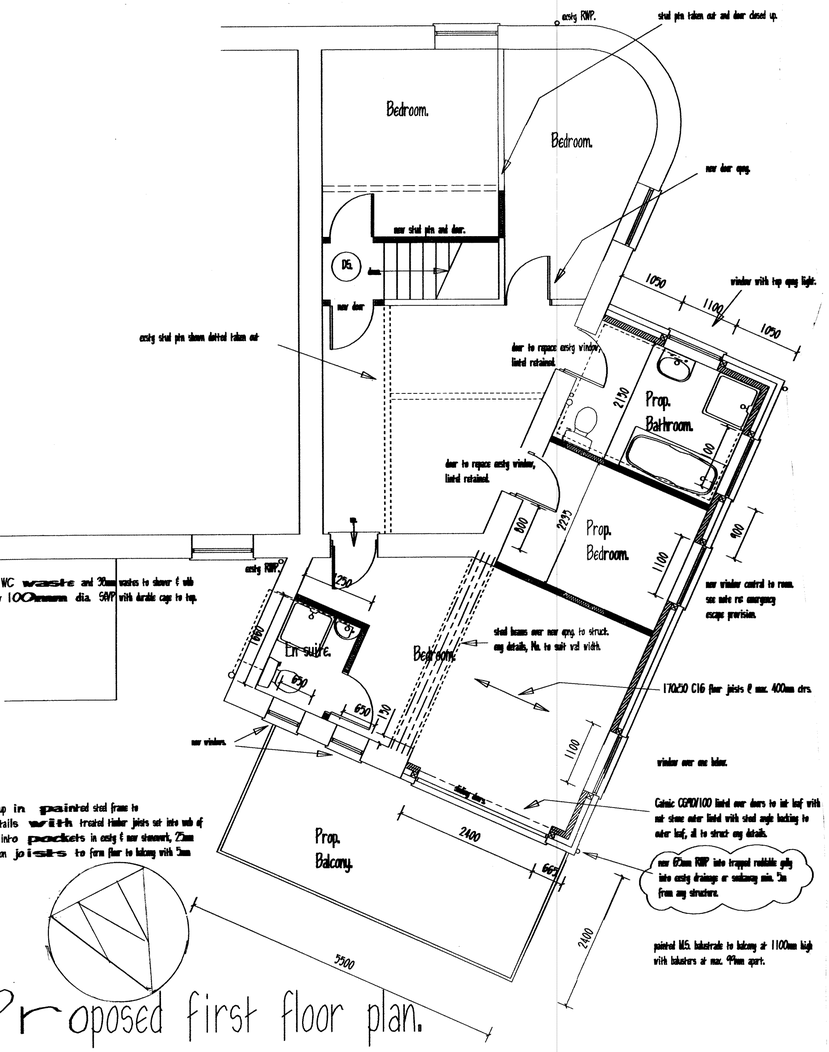

Proposed first floor plan.



BALCONY SHOWING OPEN VIEWS TO FIELD



BALCONY SHOWING VIEW OF TRELLIS AND REED FENCING



BALCONY SHOWING VIEW TO THE RIGHT SIDE



BALCONY SHOWING VIEW TO THE LEFT SIDE

LANDSCAPE DESIGN
BY: NICHOLAS J BOULT
HIGHER DIP LANDSCAPE DESIGN
FREEPHONE 0800 096 0600
FAX 01925 756 450
MOB: 07976-921-524
Clarke Lambert Landscapes

PROPOSED BALCONY

MR BOULT
49 PLATT STREET
PADFIELD
GLOSSOP
SK13 1EY

DRAWING BY: NICHOLAS J BOULT©
DATE: 2ND MARCH 2011
SCALE: 1;50 1:100
NO. NB/001/BAL
NOTE: ALL MEASUREMENTS MUST BE CHECKED PRIOR TO CONSTRUCTION

ISO 14001 QUALITY ASSURANCE ISO 9001 QUALITY ASSURANCE constructionline CHAS