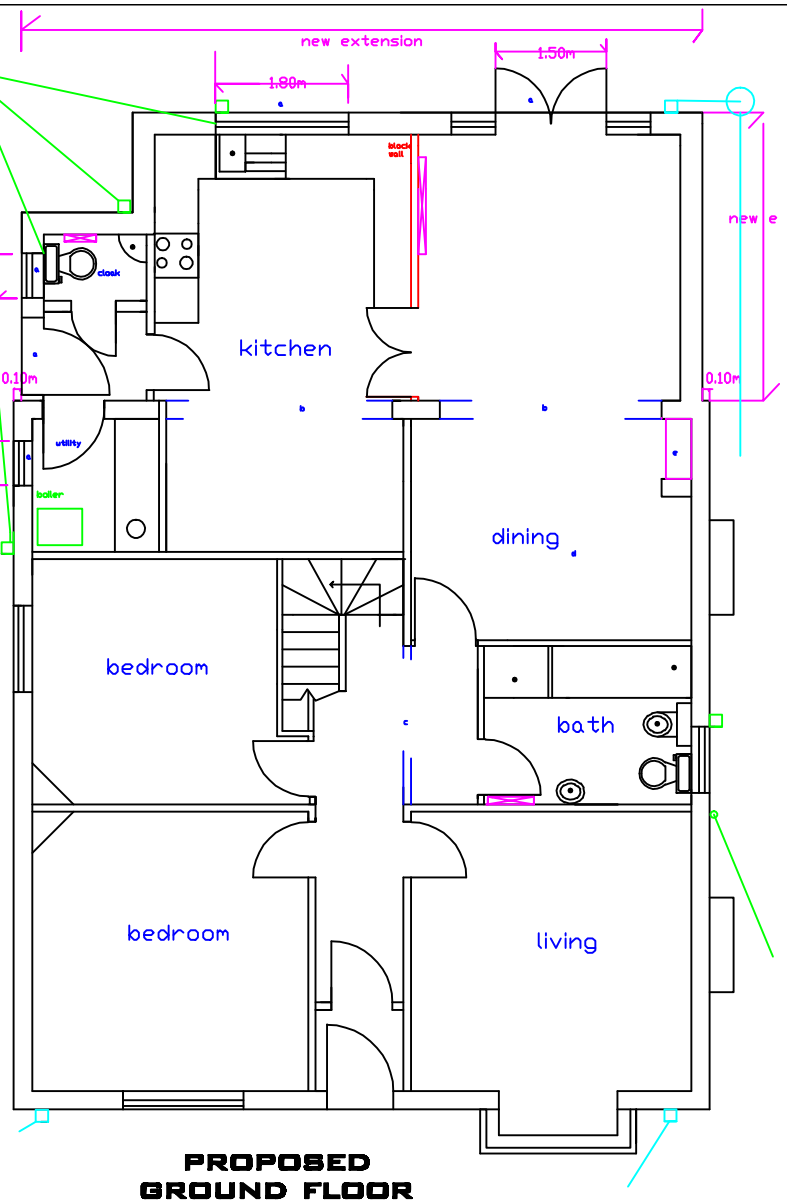


PROPOSED
GROUND FLOOR
1:100

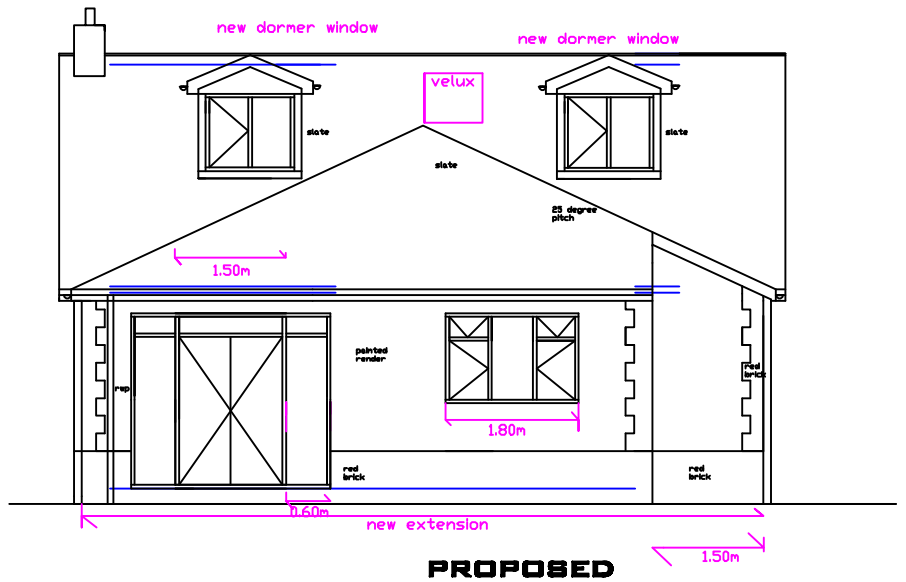


PROPOSED
REAR VIEW
1:100

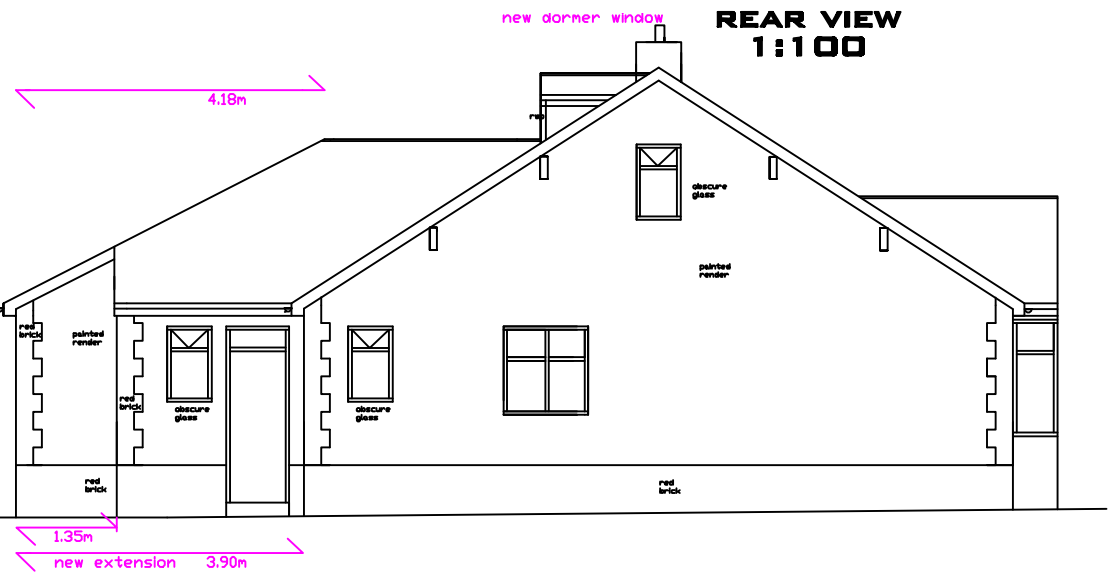


PROPOSED
SIDE VIEW B
1:100

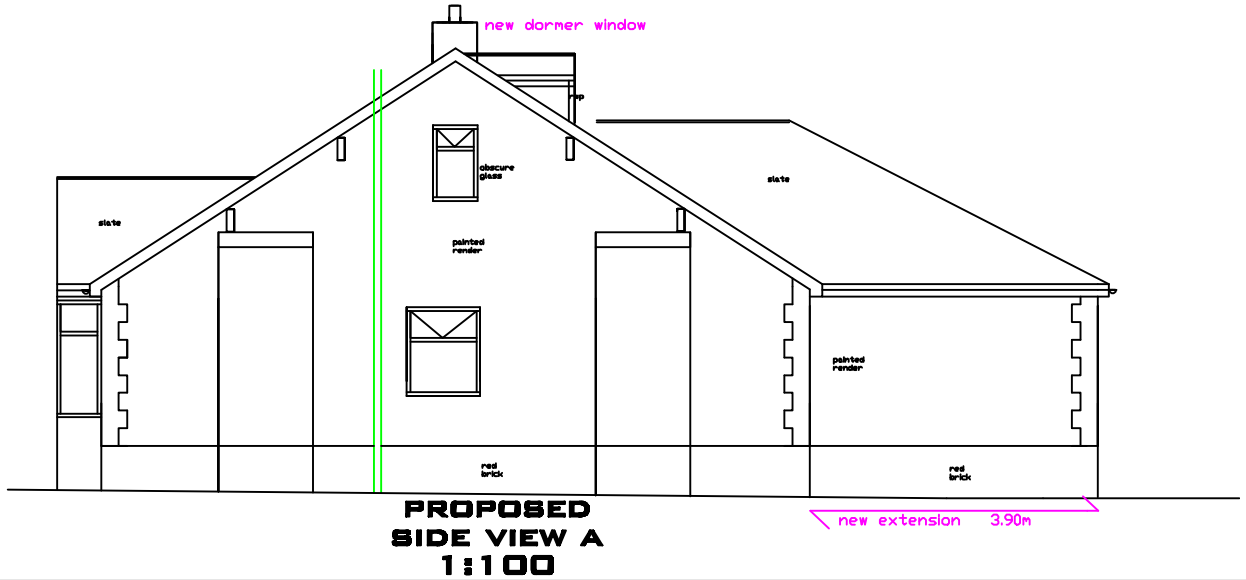


PROPOSED
SIDE VIEW A
1:100

Foundations and Ground works take down existing rear single storey structure and remove from site,foundations to 1:3:6 mix concrete 600mm wide by 150mm thick(under block wall 450mm ) a minimum 900 mm below the lowest ground level ground level. Any drains within 1.0m of foundations then the foundations are to go down to the invert level of the drains, 300mm wide solid concrete blocks all bed in cement mortar 1.3 mixes up to ground level any drains passing under the new build are to be exposed and concreted over a minimum of 150mm thick as required, any drains passing through the foundation block works to have R C lintels over bed a minimum of 150 mm as required.Ground floor, 100mm base concrete on 100mm TW board,with 25mm insulation returns to edge on 1200gauge DPM over and under on sand blinding on 150mm clean hardcore horizontal DPC New Include for cross ventilation to any timber floors include for 100mm insulated vent and air brick Construction Face brickwork/render painted block work to match the existing, 102 mm to as agreed with 100 mm cavity with 100 mm Dritherm or equivalent as required with100mm celcon solar block Stainless steel triangular butterfly wall ties at 700mm horizontal centre and at 450mm vertical centre and double (220 mm) up at openings . provide cavity tray to existing house DPC to run horizontal to the ground a minimum 150mm high. All above bed in cement mortar 1:3 mix. Structural openings Type .a 4 Type up to 3.90m long Catnic lintels CG90/100 from Openings from 2.10 m to 4.80m wide CU90/100all bed a minimum 150 mm onto brick/block. on and including 150mm deep pad stones. All steel beams encased in Plasterboard for half hour fire protection Opening bdouble beam over bolted together with M16 bolts with spacers extend cavities re form door opening Opening c single steel beam over Beam d as c for floor support , item e provide false chimney stack to accommodate electric fire .Close insulated cavities in existing opening DPC onAll bed Cement mortar 1:3 mix, proof membrane to lap DPC Roof Construction, slate finish ,tyvak supro ,50mm x 25 mm battens (replace whole or roof covering as required,100mm x 75 mm wall plate strapped to block work with 1.80 m galvanised straps at 2.00m centres ridge 200mm x 50mm hip 300mm x 75mm,100mm x 75 mm dragon tie , rafters and ceiling joist 175mm x 50mm at 420mm centres double trim for velux 125mm x 25mm valley boards , loft insulation mineral wool total 275mm (100mm between joists) overlay 12.5mm plaster board and skim as required. Plaster board at 10kg/m2.Any Stud partitions to be 75mm x 50 mm with 75 mineral wool infill, 12.5m plasterboard either side Strap joists to walls Lateral restrain straps to walls , include for sets of internal door,s .Any B.I. Gullies and connect to the existing system, all B.I Gullies to be rod able. Cavity tray to extension where it about the existing wall Drainage system any new drainage to be 100mm hep sleeve with flexible joints lay to self cleansing falls 1:40 and back filled with 5 mm pea gravel, maintain and connected to existing separate surface water system and insulated loft access to any ceiling voids ,Brick work Min 550mm returns,check and replace any lintols ,75mm sand and cement screed to kitchen area to accommodate under floor heating floor levels to remain all the same

| Date Rev | | project: HIGH PEAK BOROUGH COUNCIL PLANNING AND BUILDING CONTROL APPLICATION |
|---|---|---|
| client: MELVIN &VIVIEN BURDEKIN, 281,HADFIELD ROAD , HADFIELD,GLOSSOP, DERBYSHIRE ,SK13 2ER TEL01457852929 | | Plans Drawn. tel.no .07952934281 email, Bawinterbottom @aol.com |
| drawing title: PROPOSED SINGLE STOREY REAR EXTENSION WITH PROPOSED LOFT CONVERSION | date: JAN. 2011 | drawn: DRW |
| | project no. HR281 | drg. no. 02 / rev. |