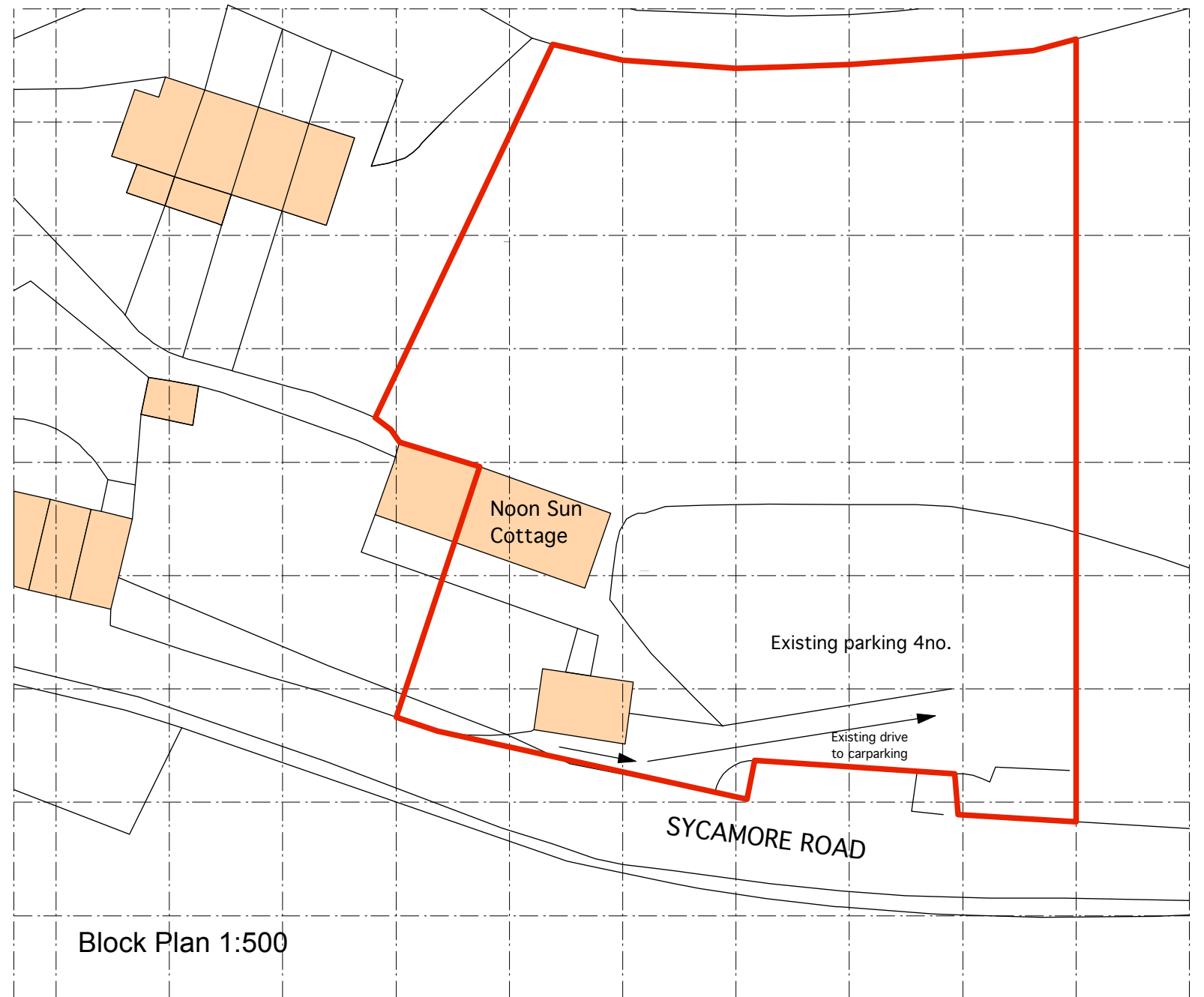
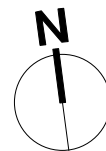



Location Plan 1:1250



Block Plan 1:500

CONTRACTOR TO SITE CHECK ALL DIMENSIONS PRIOR TO COMMENCING WORK AND REPORT DISCREPANCIES TO ARCHITECT.  
DO NOT SCALE FROM THIS DRAWING.  
READ IN CONJUNCTION WITH ANY RELEVANT STRUCTURAL ENGINEER'S DRAWINGS.

**Mattin MacLean Ltd**  
Chartered Architects  
1 Market Street, Whaley Bridge  
High Peak, SK23 7AA  
Tel: 01663 733336 Fax: 01663 719916  
Email: rvm@mattinmaclean.co.uk



Project <b>Noon Sun Studio</b> Birch Vale			Job No <b>MM2105</b>
Title <b>Location Plans</b>			Date <b>Dec 10</b>
			Scale <b>1:1250</b> <b>1:500</b>
			Revision
Category	C/Sft Element	Sequential No <b>01</b>	

--