HPK/2010/1409

ALL DIM. ARE IN mm

DO NOT SCALE

IF IN DOUBT ASK!

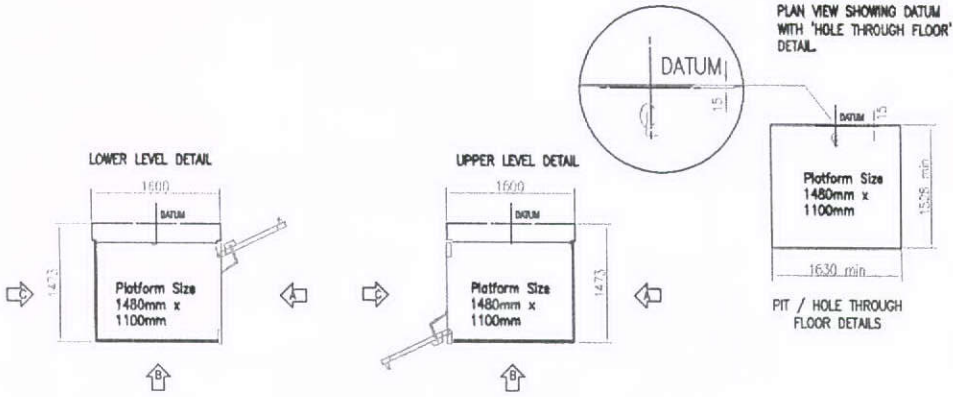

PLAN VIEW SHOWING DATUM WITH 'HOLE THROUGH FLOOR' DETAIL.

PIT / HOLE THROUGH FLOOR DETAILS

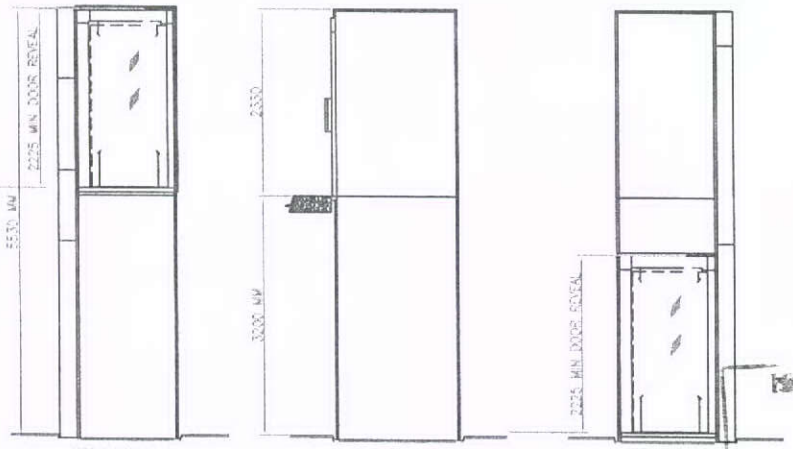

VIEW ON SIDE C

VIEW ON SIDE B

VIEW ON SIDE A

SPECIFICATION
VERTICAL PLATFORM LIFT FOR USE BY PERSONS WITH IMPAIRED MOBILITY ONLY LOADING TO 400kg, TWO PERSON OCCUPANCY WITH FULLY ENCLOSED SHAFT PLATFORM SIZE 1480mm x 1100mm
ELECTRICAL REQUIREMENTS
1 LIFT POWER SUPPLY 1 PHASE 230V 20A or 3 PHASE 415V 10A
2 CEILING LIGHT POWER SUPPLY 1 PHASE 230V 6A
LIFTING BEAM / POINT REQUIREMENTS
3 LIFTING BEAM / POINT REQUIRED RATED AT 500kg SWL IF TRAVEL OVER 4000MM.

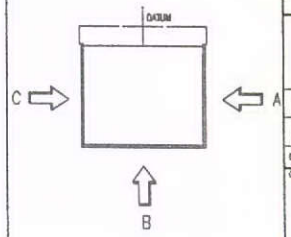

ADDITIONAL NOTES:

OPTIONS AVAILABLE
KEY SWITCH DOOR CALL POINTS
KEY ISOLATE DOOR CALL POINTS
STAINLESS STEEL DOOR HANDLES
PIT
SPLIT MAST
POWERED DOOR ACTUATORS
REAR CLADDING PANELS
CEILING WITH LIGHT FITTING
STAINLESS STEEL GRAB RAIL
MAST SUPPORT BRACKETS
FOLD DOWN PLATFORM SEAT
AUTODIALER
PLATFORM AUDIBLE / VISUAL ANN.
INDUCTION LOOP
AUDIBLE ANN. ON LANDING
VISUAL ANN. ON LANDING
SUPPLEMENTARY VISUAL ALARM
EXTERNAL ROOF
EXTERNAL DOOR WEATHER STRIP(S)
GLAZING
SIDE A
SIDE B
SIDE C

B		
A	PN / TG	C4D V3
ISSUE	7/MAR 2010	STANDARD TEMPLATE

CLIENT: Calico Lane Offices

TITLE: VERTICAL LIFTING PLATFORM TYPICAL LAYOUT DRAWING. PLATFORM SIZE 3200 MM

CONTRACT NO: -

ORIGINAL SCALE: 1:50

DRAWING NO: K-TER15 PN

Terry total mobility solutions

TERRY GROUP LTD.
UNIT 1, LONGRIDGE TRADING ESTATE
NANTWICH, CHESHIRE, CW5 6PR
TEL: 0800 247 1238 FAX: 0845 305 5367 EMAIL: SALES@TERRYLIFTS.CO.UK

THIS DRAWING IS ISSUED SOLELY ON THE UNDERSTANDING THAT IT IS COPYRIGHT AND CONFIDENTIAL. IT MAY NOT BE USED OR REPRODUCED WITHOUT PRIOR WRITTEN CONSENT OF THE COMPANY

THIRD ANGLE PROJECTION

A3

HIGH PEAK BOROUGH COUNCIL
GLOSSOP SITE
RECEIVED
11 AUG 2010

05